

Nonequilibrium Kondo model with voltage bias in a magnetic field

P. Fritsch* and S. Kehrein

Physics Department, Arnold Sommerfeld Center for Theoretical Physics and Center for NanoScience, Ludwig-Maximilians-Universität, Theresienstrasse 37, 80333 Munich, Germany

(Received 26 March 2009; revised manuscript received 19 November 2009; published 21 January 2010)

We derive a consistent two-loop scaling picture for a Kondo dot in both equilibrium and nonequilibrium situations using the flow equation method. Our analysis incorporates the important decoherence effects from both thermal and nonequilibrium noise in a common setting. In the weak-coupling regime we calculate the spin-spin correlation function, the T-matrix, and the magnetization as functions of applied magnetic field, dc-voltage bias and temperature. In all these quantities we observe characteristic nonequilibrium features for a nonvanishing external voltage bias such as Kondo splitting and strongly enhanced logarithmic corrections.

DOI: [10.1103/PhysRevB.81.035113](https://doi.org/10.1103/PhysRevB.81.035113)

PACS number(s): 05.10.Cc, 72.10.Bg, 73.63.Nm

I. INTRODUCTION**A. Motivation**

The Kondo effect was first observed in the 1930s while measuring the resistivity of “pure” metals. Upon lowering the temperature one finds a minimum in the resistivity of nonmagnetic metals containing a small concentration of magnetic impurities. When lowering the temperature even further the resistivity increases and saturates at a finite value at zero temperature. Systematic experimental and theoretical analysis showed that this effect is due to a screening of the impurity spin by resonant scattering of conduction band electrons leading to an enhanced electron density around the impurities. Bypassing electrons scatter off these so-called spin compensation clouds leading to an enhancement of the resistivity. The Kondo model has become a paradigm model for strong-coupling impurity physics in condensed matter theory.^{1,2} It has been solved exactly using the Bethe Ansatz,^{3,4} however, dynamical quantities such as the impurity spectral function are not easily accessible within this framework. Many other numerical and analytical methods have been developed since that can get around this limitation.^{2,5-13}

Experiments on quantum dots in the Coulomb blockade regime have revived the interest in Kondo physics.¹⁴⁻¹⁶ If the quantum dot is tuned in such a way that it carries a net spin, resonant tunneling leads to an increase of the conductance up to the unitary limit.¹⁷⁻¹⁹ For small dc-voltage bias $V \ll T_K$ the system can be described using linear response theory. However, for dc-currents $I \gtrsim T_K$ linear response theory starting from the equilibrium ground state is no longer applicable.

In this paper, we study a quantum dot in the Kondo regime (Kondo dot) with an applied magnetic field h in the regime $\max(V, |h|, T) \gg T_K$, where V is the dc-voltage bias and T the temperature. We diagonalize the Hamiltonian using infinitesimal unitary transformations (flow equations).^{20,21} Unlike in conventional scaling approaches, the high-energy states are not integrated out, instead the states are successively decoupled from large to small energy differences. Since all energy conserving processes are retained, the steady current across the dot turns out to be included in the scaling picture. This current generates a decoherence rate Γ that cuts off the logarithmic divergences arising in the Kondo

problem, thereby making the situation $\max(V, |h|, T) \gg T_K$ a weak-coupling problem. Previous renormalization group (RG) calculations²²⁻³⁰ already established that decoherence effects due to spin relaxation processes play a key role in nonequilibrium. This was confirmed by a flow equation analysis of the Kondo model with voltage bias.^{21,31,32} Other new scaling approaches to nonequilibrium problems such as the real time renormalization group³³⁻³⁶ and the Coulomb gas representation^{30,37,38} are consistent with this general picture and have added further insights. At this point one should also mention other new approaches such as the scattering state numerical renormalization group,³⁹ the time-dependent density renormalization group,⁴⁰⁻⁴² field-theoretical calculations,^{40,43,44} the scattering state Bethe Ansatz,^{45,46} perturbative scattering state approaches,⁴⁷ diagrammatic Monte Carlo simulations,^{48,49} and $1/N$ -expansion techniques⁵⁰ that open up the possibility to describe the very challenging crossover regime for intermediate voltage bias $V \sim T_K$.

In this paper, we generalize the flow equation analysis^{21,31,32} to include a magnetic field. A similar two-loop calculation based on the real time renormalization group was recently also performed by Schoeller *et al.*^{51,52} As main results we derive the spin-spin correlation function, the T-matrix and the magnetization in both equilibrium and nonequilibrium situations. Our results for the non-equilibrium static spin susceptibility $\chi_0(T, V)$ at zero external magnetic field $h=0$ were already presented in a previous publication.³²

Let us first have a closer look at the magnetization. The equilibrium magnetization is well known from the Bethe Ansatz.^{3,4} Using the flow equation approach up to two-loop order we will be able to calculate the magnetization including its leading logarithmic corrections consistently in the whole weak-coupling regime. The T-matrix and the closely related impurity spectral function are also well studied objects.^{5,7-9,13,27,51} Nevertheless, some parameter regimes like combinations of magnetic field with nonzero voltage bias have not yet been investigated. We rederive the previous results and give additional insights into the crossover regimes. The equilibrium spin-spin correlation function is known in all parameter regimes,^{10,11,27,54} especially in the setting of the equilibrium spin boson model. We generalize our previous results^{21,32} in both equilibrium and nonequilibrium to include nonzero magnetic fields. In addition, we dis-

cuss in detail the interplay of the different decoherence sources on the spin dynamics.

The paper is organized as follows. In Secs. I B and I C, we define the model and give a short introduction to the flow equation method. The flow equations for the Hamiltonian and their scaling analysis are derived in Sec. II (with additional details in Appendix A and B). The transformation of the spin operator and the resulting correlation functions are shown in Sec. III A and Appendix C. In Sec. III B, we analytically derive the equilibrium zero temperature magnetization in leading order directly from the transformation of the spin operator. The calculation of the T-matrix is shown in Sec. III C. Numerical results that show similarities and differences between voltage bias and temperature are discussed in Sec. III D.

B. Nonequilibrium Kondo Model

The Hamiltonian of a spin-1/2 Kondo dot in a magnetic field coupled to two leads is given by

$$\begin{aligned}
 H = & \sum_{p,\alpha,\sigma} (\epsilon_p - \mu_\alpha) c_{p\alpha\sigma}^\dagger c_{p\alpha\sigma} - h S^z \\
 & + \sum_{p,q,\alpha,\beta} \frac{J_{\alpha\beta}}{2} [(c_{p\alpha\uparrow}^\dagger c_{q\beta\uparrow} - c_{p\alpha\downarrow}^\dagger c_{q\beta\downarrow}) S^z \\
 & + (c_{p\alpha\uparrow}^\dagger c_{q\beta\downarrow} S^- + \text{H.c.})], \quad (1)
 \end{aligned}$$

where \vec{S} is the impurity spin, $\alpha, \beta = l, r$ label the leads, $\sigma = \uparrow, \downarrow$ is the spin index, $\mu_{l,r} = \pm V/2$ is the chemical potential, and h is the magnetic field. Without loss of generality we assume $V \geq 0$. Unless stated otherwise we do not make assumptions on the sign of h . We are always interested in the isotropic Kondo model as is relevant in quantum dot physics, though most of our calculations can easily be generalized to the anisotropic case.

Analogous to our previous calculations^{21,31,32} we split the operator space in even and odd combinations of fermionic operators from the left and right lead:

$$\begin{aligned}
 f_{p\sigma} &= \frac{1}{\sqrt{1+R}} c_{pr\sigma} + \frac{1}{\sqrt{1+R^{-1}}} c_{pl\sigma} \\
 g_{p\sigma} &= \frac{1}{\sqrt{1+R^{-1}}} c_{pr\sigma} - \frac{1}{\sqrt{1+R}} c_{pl\sigma}, \quad (2)
 \end{aligned}$$

where $R = J_l/J_r$. Note that the f and g operators obey fermionic anticommutation relations. If the Hamiltonian Eq. (1) is derived from an underlying Anderson impurity model,^{22,23} the antisymmetric operators $g_{p\sigma}^\dagger, g_{p\sigma}$ decouple completely from the dot and the Hamiltonian Eq. (1) can be written in terms of the f operators only:

$$\begin{aligned}
 H = & \sum_{p,\sigma} \epsilon_p f_{p\sigma}^\dagger f_{p\sigma} - h S^z + \sum_{p,q} \frac{J}{2} [(f_{p\uparrow}^\dagger f_{q\uparrow} - f_{p\downarrow}^\dagger f_{q\downarrow}) S^z \\
 & + (f_{p\uparrow}^\dagger f_{q\downarrow} S^- + \text{H.c.})], \quad (3)
 \end{aligned}$$

where $J \stackrel{\text{def}}{=} J_l + J_r$ and we have used $J_r^2 = J_l^2 = J_l J_r$.^{22,23} The

Hamiltonian Eq. (3) looks formally like a standard Kondo impurity coupled to a conduction band, the only difference being the nonequilibrium occupation number distribution of the initial state derived from Eq. (2):

$$n_f(p) = \langle f_{p\sigma}^\dagger f_{p\sigma} \rangle = \begin{cases} 0, & \epsilon_p > V/2 \\ \frac{1}{1+1/R}, & |\epsilon_p| \leq V/2 \\ 1, & \epsilon_p < -V/2 \end{cases} \quad (4)$$

In equilibrium the Kondo temperature is given by $T_K = D\sqrt{\rho J} \exp[-1/(\rho J)]$, where $2D$ is the bandwidth and ρ the conduction electron density of states (we assume a constant density of states). We will use this definition of the Kondo temperature in the remainder of this paper. For convenience we also set $\rho = 1$ in the following. By using the Hamiltonian Eq. (3) we will be able to describe the equilibrium and the nonequilibrium system in a unified scaling picture. For later reference let us already quote the result for the steady state current in the large dc-voltage limit for vanishing external magnetic field^{22,23}

$$I = \frac{3\pi}{4} \frac{1}{(1+R)(1+R^{-1})} \frac{V}{\ln^2(V/T_K)}. \quad (5)$$

C. Flow Equations

The flow equation method^{20,21} provides a framework to diagonalize a Hamiltonian using infinitesimal unitary transformations. These are constructed using the differential equation

$$\frac{dH(B)}{dB} = [\eta(B), H(B)], \quad (6)$$

where the generator $\eta(B)$ is a suitable antihermitian operator. $H(B=0)$ is the initial Hamiltonian and $H(B=\infty)$ the diagonal one. The generic choice for the generator is given by the commutator $\eta(B) = [H_0(B), H_{\text{int}}(B)]$, where $H_0(B)$ is the diagonal part of the Hamiltonian and $H_{\text{int}}(B)$ the interaction part. With this definition of the generator one can define an energy scale $\Lambda_{\text{feq}} = B^{-1/2}$ that corresponds to the remaining effective bandwidth: interaction matrix elements with high-energy transfer $|\Delta\epsilon| \gtrsim \Lambda_{\text{feq}}$ are eliminated in the Hamiltonian $H(\Lambda_{\text{feq}})$, while processes with smaller energy transfer are still retained.

For generic many particle problems the flow generates new interactions, which appear in higher order of the interaction parameter. To keep track of the latter we introduce a parameter $\lambda = 1$ in the Hamiltonian $H = H_0 + \lambda H_{\text{int}}$. We will only take terms into account that couple back into the flow of the original Hamiltonian up to a certain power of λ . This corresponds to a loop expansion in renormalization theory: a n -loop calculation takes terms of order λ^{n+1} into account. We use normal ordering to expand operator products, see Appendix A for more details.

To evaluate expectation values the operators have to be transformed into the diagonal ($B = \infty$) basis. Any linear operator O is transformed using

$$\frac{dO(B)}{dB} = [\eta(B), O(B)]. \quad (7)$$

A generic operator will typically generate an infinite number of higher order terms and one has to choose a suitable approximation scheme, which is again perturbative in the running coupling.

The flow equation approach has been successfully applied to various equilibrium many-body problems, such as dissipative quantum systems,^{55,56} the two-dimensional Hubbard model,^{57,58} low-dimensional spin systems,^{59,60} and strong coupling models such as the sine-Gordon model^{61,62} and the Kondo model.^{12,63} It has also been successfully applied to numerous nonequilibrium initial state problems.^{64–67}

II. FLOW OF THE HAMILTONIAN

A. Ansatz and generator

In the following we derive the Hamiltonian flow for the Kondo Hamiltonian Eq. (3). We use the ansatz

$$\begin{aligned} H_0 &= \sum_{p,\sigma} \epsilon_p :f_{p\sigma}^\dagger f_{p\sigma} - h(B) S^z \\ H_{\text{int}} &= \frac{1}{2} \sum_{p,q} (J_{pq}^\uparrow(B) :f_{p\uparrow}^\dagger f_{q\uparrow} - J_{pq}^\downarrow(B) :f_{p\downarrow}^\dagger f_{q\downarrow}) S^z + \frac{1}{2} \sum_{p,q} J_{pq}^\perp(B) \\ &\quad \times (:f_{p\uparrow}^\dagger f_{q\downarrow} :S^- + :f_{q\downarrow}^\dagger f_{p\uparrow} :S^+) + \sum_{p,q,r,s} K_{pq,rs}^\uparrow(B) \\ &\quad \times (:f_{p\uparrow}^\dagger f_{q\downarrow} f_{r\uparrow}^\dagger f_{s\downarrow} :S^- + \text{H.c.}) + \sum_{p,q,r,s} K_{pq,rs}^\downarrow(B) \\ &\quad \times (:f_{p\downarrow}^\dagger f_{q\uparrow} f_{r\downarrow}^\dagger f_{s\uparrow} :S^- + \text{H.c.}) \\ &\quad + \sum_{p,q,r,s} K_{pq,rs}^\perp(B) :f_{p\uparrow}^\dagger f_{q\downarrow} f_{r\downarrow}^\dagger f_{s\uparrow} :S^z, \end{aligned} \quad (8)$$

where $::$ denotes normal ordering with respect to the system without Kondo impurity,⁶⁸ $K_{pq,rs}^{\uparrow/\downarrow/\perp}(B=0)=0$ and $J_{pq}^{\uparrow/\downarrow/\perp}(B=0)=J$. For zero magnetic field the relations $h=0$, $J_{pq}^\uparrow=J_{pq}^\downarrow=J_{pq}^\perp=J_{qp}^\perp$, and $K_{pq,rs}^\uparrow=-K_{pq,rs}^\downarrow=-K_{pq,rs}^\perp/2$ are fulfilled during the flow. The relations $J_{pq}^\uparrow=J_{qp}^\uparrow$, $J_{pq}^\downarrow=J_{qp}^\downarrow$, and $K_{pq,rs}^\perp=K_{sr,qp}^\perp$ are always fulfilled due to hermiticity. An additionally generated potential scattering term is neglected since it has no influence on the universal low energy properties of the model.^{21,31,32} We also drop an uninteresting constant in the flow of the Hamiltonian. The straightforward derivation of the commutation relations yields the generator

$$\begin{aligned} \eta(B) &= \frac{1}{2} \sum_{p,q} (\epsilon_p - \epsilon_q) [J_{pq}^\uparrow(B) :f_{p\uparrow}^\dagger f_{q\uparrow} - J_{pq}^\downarrow(B) :f_{p\downarrow}^\dagger f_{q\downarrow}] S^z \\ &\quad + \frac{1}{2} \sum_{p,q} [\epsilon_p - \epsilon_q + h(B)] J_{pq}^\perp(B) (:f_{p\uparrow}^\dagger f_{q\downarrow} :S^- - :f_{q\downarrow}^\dagger f_{p\uparrow} :S^+) \\ &\quad + \sum_{p,q,r,s} [\epsilon_p - \epsilon_q + \epsilon_r - \epsilon_s + h(B)] K_{pq,rs}^\uparrow(B) \\ &\quad \times (:f_{p\uparrow}^\dagger f_{q\downarrow} f_{r\uparrow}^\dagger f_{s\downarrow} :S^- - \text{H.c.}) + \sum_{p,q,r,s} [\epsilon_p - \epsilon_q + \epsilon_r - \epsilon_s \end{aligned}$$

$$\begin{aligned} &+ h(B)] K_{pq,rs}^\downarrow(B) (:f_{p\downarrow}^\dagger f_{q\uparrow} f_{r\downarrow}^\dagger f_{s\uparrow} :S^- - \text{H.c.}) \\ &+ \sum_{p,q,r,s} (\epsilon_p - \epsilon_q + \epsilon_r - \epsilon_s) K_{pq,rs}^\perp(B) :f_{p\uparrow}^\dagger f_{q\downarrow} f_{r\downarrow}^\dagger f_{s\uparrow} :S^z. \end{aligned} \quad (9)$$

The resulting two-loop flow equations are worked out in Appendix B. The Hamiltonian is diagonalized in a controlled expansion if $\max(|h|, V, T) \gg T_K$, which we assume in the following. Otherwise, one the running couplings $J_{pq}(B)$ becomes of $\mathcal{O}(1)$ and an expansion in its powers is uncontrolled.

B. One-loop scaling analysis

The complete set of flow equations cannot be solved analytically due to the complicated momentum dependence. However, qualitative results for the low energy properties of the system can be worked out analytically. In the following we derive a simplified scaling picture using the so-called diagonal parametrization:^{21,31,32}

$$\begin{aligned} J_{pq}^\perp(B) &= g_{\overline{pq}}^\perp(B) e^{-B[\epsilon_p - \epsilon_q + h(B)]^2} \\ J_{pq}^{\uparrow/\downarrow}(B) &= g_{\overline{pq}}^{\uparrow/\downarrow}(B) e^{-B(\epsilon_p - \epsilon_q)^2}, \end{aligned} \quad (10)$$

where $\overline{pq} = (\epsilon_p + \epsilon_q)/2$. The energy diagonal equations are easily obtained by setting $\epsilon_q = \epsilon_p$ for the $g^{\uparrow/\downarrow}$ terms and $\epsilon_q = \epsilon_p + h$ for the g^\perp terms. The diagonal parametrization can be seen as a generalization of the conventional IR (infrared)-parametrization of scaling theory that allows for an additional dependence on the energy scale. Note that the flow of the running coupling does not depend on the momentum index p but on the energy scale ϵ_p : We use g_p as shorthand notation for g_{ϵ_p} .

In the following we discuss qualitatively the flow of the one-loop equations. We find

$$\begin{aligned} \frac{dh}{dB} &= \frac{1}{2} \sum_{p,q} [n_f(p) + n_f(q) - 2n_f(p)n_f(q)] (\epsilon_p - \epsilon_q + h) \\ &\quad \times (g_{\overline{pq}}^\perp)^2 e^{-2B(\epsilon_p - \epsilon_q + h)^2} \end{aligned} \quad (11)$$

for the flow of the magnetic field. Its small shift will be analyzed in the next section.

For a nonzero magnetic field the Kondo couplings will not remain isotropic under the flow. The running coupling for parallel scattering is given by

$$\frac{dg_p^\uparrow}{dB} = - \sum_r [1 - 2n_f(r)] (\epsilon_p - \epsilon_r + h) (g_{\overline{pr}}^\perp)^2 e^{-2B(\epsilon_p - \epsilon_r + h)^2}, \quad (12)$$

$$\frac{dg_p^\downarrow}{dB} = - \sum_r [1 - 2n_f(r)] (\epsilon_p - \epsilon_r - h) (g_{\overline{pr}}^\perp)^2 e^{-2B(\epsilon_p - \epsilon_r - h)^2}, \quad (13)$$

and for spin-flip scattering one finds

$$\begin{aligned}
\frac{dg_p^\perp}{dB} = & -\frac{1}{2} \sum_r [1 - 2n_f(r)] \left(\epsilon_p - \epsilon_r - \frac{h}{2} \right) \\
& \times g_{\epsilon_r(\epsilon_p + h/2)}^\perp g_{(\epsilon_p - h/2)\epsilon_r}^\dagger e^{-2B(\epsilon_p - \epsilon_r - h/2)^2} \\
& - \frac{1}{2} \sum_r [1 - 2n_f(r)] \left(\epsilon_p - \epsilon_r + \frac{h}{2} \right) \\
& \times g_{\epsilon_r(\epsilon_p - h/2)}^\perp g_{(\epsilon_p + h/2)\epsilon_r}^\dagger e^{-2B(\epsilon_p - \epsilon_r + h/2)^2}. \quad (14)
\end{aligned}$$

For convenience we generally drop the B argument of the running coupling and the magnetic field. At zero temperature the flow of the running coupling can with very good accuracy be simplified using $f(x)\exp[-2B(x-c)^2] \approx f(c)\exp[-2B(x-c)^2]$. This approximation removes the ϵ_r dependence of the running coupling and the summations in Eqs. (12)–(14) can then be performed and lead to the following expression ($\rho=1$ sets the energy scale):

$$\begin{aligned}
& \int_{-\infty}^{\infty} d\epsilon [1 - 2n_f(\epsilon)] (\epsilon + c) e^{-2B(\epsilon + c)^2} \\
& = \frac{1}{2B} \left[\frac{e^{-2B(c - V/2)^2}}{1 + R} + \frac{e^{-2B(c + V/2)^2}}{1 + 1/R} \right]. \quad (15)
\end{aligned}$$

This yields for parallel scattering

$$\frac{dg_p^\dagger}{dB} = \frac{(g_{\epsilon_p+h/2}^\perp)^2}{2B} \left[\frac{e^{-2B(\epsilon_p + h + V/2)^2}}{1 + R} + \frac{e^{-2B(\epsilon_p + h - V/2)^2}}{1 + 1/R} \right], \quad (16)$$

$$\frac{dg_p^\perp}{dB} = \frac{(g_{\epsilon_p-h/2}^\perp)^2}{2B} \left[\frac{e^{-2B(\epsilon_p - h + V/2)^2}}{1 + R} + \frac{e^{-2B(\epsilon_p - h - V/2)^2}}{1 + 1/R} \right], \quad (17)$$

and for spin-flip scattering one finds

$$\begin{aligned}
\frac{dg_p^\perp}{dB} = & \frac{g_p^\perp g_{\epsilon_p-h/2}^\dagger}{4B} \left[\frac{e^{-2B(\epsilon_p - h/2 + V/2)^2}}{1 + R} + \frac{e^{-2B(\epsilon_p - h/2 - V/2)^2}}{1 + 1/R} \right] \\
& + \frac{g_p^\perp g_{\epsilon_p+h/2}^\dagger}{4B} \left[\frac{e^{-2B(\epsilon_p + h/2 + V/2)^2}}{1 + R} + \frac{e^{-2B(\epsilon_p + h/2 - V/2)^2}}{1 + 1/R} \right]. \quad (18)
\end{aligned}$$

The flow of the running coupling is cut off by an exponential decay unless $\epsilon_p = -(h \pm V/2)$ for g_p^\dagger , $\epsilon_p = h \pm V/2$ for g_p^\perp , or $\epsilon_p = \pm(h \pm V)/2$ for g_p^\perp . As a consequence the running coupling is strongly peaked at these energy scales. In the limit $h=0$ this just corresponds to the strong-coupling behavior of the running coupling at the left and right Fermi level. The terms in two-loop order cut off this strong-coupling behavior as we will see in the following sections. Replacing the exponentials in Eqs. (16)–(18) by Θ -step-functions, these equations become equivalent to the perturbative RG equations derived by Rosch *et al.*^{25,26} The different momentum dependence of the running coupling only leads to subleading corrections.

At nonzero temperature ($T>0$, $V=0$) one can unfortunately not give a closed expression for

$$\int_{-\infty}^{\infty} d\epsilon \tanh\left(\frac{\epsilon}{2T}\right) (\epsilon + c) e^{-2B(\epsilon + c)^2}. \quad (19)$$

We therefore only discuss the asymptotic result for $T \gg |h|$. Since we are mainly interested in small energy scales $\epsilon_p \rightarrow 0$, we study the running coupling at the Fermi level only: $g = g_{\epsilon_p=0}^{\perp/\dagger}$. For $B \ll T^{-2}$ the terms at high energies $\epsilon \gg T$ give the main contribution to the integral and we obtain the usual zero temperature scaling equation⁶⁹

$$\frac{dg}{dB} = \frac{g^2}{2B}. \quad (20)$$

Note that $\Lambda_{\text{feq}} = B^{-1/2}$. For $B \gg T^{-2}$ only energies $\epsilon \ll T$ contribute to the integral, since higher energies are cutoff by the exponential. Therefore we linearize the tanh-function and obtain

$$\frac{dg}{dB} = \frac{g^2}{B} \frac{\sqrt{2\pi}}{16} \frac{1}{T\sqrt{B}}. \quad (21)$$

This implies that the flow of the running coupling effectively stops for $B \gg T^{-2}(T\sqrt{B} \gg 1)$.

To obtain the numerical results shown later we have solved the two-loop flow equations in diagonal parametrization Eq. (10) since the solution of the full equations is very resource intensive. We have verified in selected examples that this approximation agrees extremely well with the full set of equations.

C. Two-loop scaling analysis I (equilibrium, zero temperature)

For the case of zero voltage bias and zero temperature, the running couplings $g_p^{(\dagger)}$ are strongly peaked at $\epsilon_p = -(+)h$, and g_p^\perp at $\epsilon_p = \pm h/2$. For a qualitative analysis it is sufficient to replace the momentum dependent couplings by their peak values. For $B \ll h^{-2}$ we find the well-known two-loop scaling equations for the anisotropic Kondo model⁷⁰

$$\begin{aligned}
\frac{dg_{\parallel}(B)}{dB} &= \frac{g_{\perp}^2(B)}{2B} - \frac{g_{\perp}^2(B)g_{\parallel}(B)}{4B} \\
\frac{dg_{\perp}(B)}{dB} &= \frac{g_{\perp}(B)g_{\parallel}(B)}{2B} - \frac{g_{\perp}(B)[g_{\parallel}^2(B) + g_{\perp}^2(B)]}{8B}, \quad (22)
\end{aligned}$$

where $g_{\parallel}(B) = g_{-h}^\dagger(B) = g_h^\dagger(B)$ and $g_{\perp}(B) = g_{\pm h/2}^\perp(B)$. The flow parameter and the remaining effective bandwidth are related by $\Lambda_{\text{feq}} = B^{-1/2}$. The solution of Eqs. (22) is given by $g(B) = g_{\parallel/\perp}(B) = 1/\ln[1/(\sqrt{BT_K})]$ for an initially isotropic Kondo model. Additionally, we find a small shift of the magnetic field

$$\frac{dh(B)}{dB} = -\frac{g_{\perp}^2(B)}{16B^{3/2}} \sqrt{2\pi} \operatorname{erf}[\sqrt{2B}h(B)]. \quad (23)$$

For small arguments ($B \ll h^{-2}$) the error function is linear:

$$\frac{dh(B)}{dB} = -\frac{h(B)g_{\perp}^2(B)}{2 \cdot 2B}. \quad (24)$$

Using $dg_{\parallel}/dB = g_{\perp}^2/(2B)$ Eq. (24) yields:

$$h(B) = h_0 \exp\left(-\frac{1}{2}\left\{\frac{1}{\ln[1/(\sqrt{B}T_K)]} - \frac{1}{\ln(D/T_K)}\right\}\right), \quad (25)$$

where $h_0 = h(B=0)$. For large flow parameters $B \gg h^{-2}$ the error function is equivalent to the sign function. This yields a negligible additional shift of the magnetic field

$$\frac{dh(B)}{dB} = -\frac{g_{\perp}^2(B)}{16B^{3/2}}\sqrt{2\pi}. \quad (26)$$

of $\mathcal{O}\{h_0/[\ln(|h_0|/T_K)]^2\}$. We can therefore use a constant magnetic field $h(B) = h^*$ for $B \gg h^{-2}$, which is determined from Eq. (25) by $h^* = h(B = h_0^{-2})$. Notice that Bethe Ansatz calculations¹³ find a shift of the magnetic field to $h^* \approx h_0\{1 - 1/[2 \ln(|h_0|/T_K)]\}$, which is consistent with our result Eq. (25) in the scaling limit $D/T_K \rightarrow \infty$ and confirms our approach. This result has been additionally confirmed by a recent real time RG calculation,⁵¹ which leads to the same finite bandwidth correction.

For $B \gg h^{-2}$ we are then left with the flow equations for the coupling constants

$$\begin{aligned} \frac{dg_{\parallel}(B)}{dB} &= -g_{\perp}^2(B)g_{\parallel}(B)\frac{\sqrt{2\pi}|h^*|}{8\sqrt{B}} \\ \frac{dg_{\perp}(B)}{dB} &= -g_{\perp}^3(B)\frac{\sqrt{2\pi}|h^*|}{16\sqrt{B}}, \end{aligned} \quad (27)$$

where we have neglected the one-loop terms since they only contribute in $\mathcal{O}(g^2/B)$. The initial values are given by

$$g_{\parallel\perp}[B_0 = (h^*)^{-2}] = g^* = \frac{1}{\ln(|h^*|/T_K)}. \quad (28)$$

The differential Eqs. (27) are solved by

$$\begin{aligned} g_{\parallel}(B) &= \frac{g^*}{1 + \Gamma_{\parallel}(\sqrt{B} - \sqrt{B_0})} \\ g_{\perp}(B) &= \frac{g^*}{\sqrt{1 + \Gamma_{\perp}(\sqrt{B} - \sqrt{B_0})}}, \end{aligned} \quad (29)$$

with

$$\Gamma_{\parallel} = \Gamma_{\perp} = \frac{\sqrt{2\pi}}{4}(g^*)^2|h^*|. \quad (30)$$

In Sec. III A, we will see that up to a prefactor Γ_{\parallel} can be identified with the longitudinal and Γ_{\perp} with the transverse spin relaxation rate:

$$\frac{1}{T_1} \propto \Gamma_{\parallel}, \quad \frac{1}{T_2} \propto \Gamma_{\perp}. \quad (31)$$

We will now already take this identification for granted so that we can compare our result Eq. (30) with literature values. The spin-relaxation rate in the limit that the thermal energy is much smaller than the magnetic energy was first calculated in⁷¹ using unrenormalized perturbation theory: it agrees with Eq. (30) if one uses the same approximation $g^* \rightarrow g$. Ref. 71 also derived $T_1 = T_2/2$ in this limit, which in our

calculation is hidden in the observation that the proportionality factors in Eq. (31) differ due to the different decay laws in Eq. (29). We will not analyze this in more detail here since we will later in Sec. III even calculate the full line shape of the dynamical spin susceptibility.

D. Two-loop scaling analysis II (nonequilibrium, nonzero temperature)

So far we could use the peaks of the running coupling to derive a simple scaling picture in equilibrium. Applying a dc-voltage bias yields a splitting of these peaks by $\pm V/2$ since the resonances are pinned to the Fermi levels. As shown in our previous calculation^{21,31,32} this can be taken into account on the rhs of the flow equations by averaging over the splitting of the peaks, e.g.

$$g^{\downarrow}(B) = \frac{1}{V} \int_{h-V/2}^{h+V/2} dg \epsilon^{\downarrow}(B). \quad (32)$$

In the previous section we expanded the flow equations for small flow parameter $B \leq h^{-2}$ and for large flow parameter $B \gg h^{-2}$. If a dc-voltage bias is applied we find four energy scales that determine small and large B , namely, $|V+h|$, $|V-h|$, V and $|h|$. So in principle we would have to discuss the flow equations separately in all five regimes of the flow. However, we can restrict the following discussion to the initial flow and the flow at very large flow parameter $B \gg B_0 = \Lambda_0^{-2}$, where $\Lambda_0 = \min\{|V+h|, |V-h|, V, |h|\}$. One can numerically verify that the flow in the intermediate regimes only leads to small corrections.

In equilibrium at nonzero temperature we can again use the peaks of the running coupling to analyze the flow. Here the relevant energy scales are given by T and $h \coth[h/(2T)]$ and we define $\Lambda_0 = \min\{T, h \coth[h/(2T)]\}$.

For small flow parameter B (initial flow) we find the usual scaling Eqs. (22) and a small shift of the magnetic field. In the regime $B \gg \Lambda_0^{-2}$ the 1-loop terms are negligible. We are then left with the flow equations

$$\begin{aligned} \frac{dg_{\perp}(B)}{dB} &= -\frac{g_{\parallel}^2(B)g_{\perp}(B)}{2\sqrt{B}}c_1 - \frac{g_{\perp}^3(B)}{2\sqrt{B}}c_2 \\ \frac{dg_{\parallel}(B)}{dB} &= -\frac{g_{\perp}^2(B)g_{\parallel}(B)}{\sqrt{B}}c_2. \end{aligned} \quad (33)$$

The initial values are $g_{\parallel\perp}(B_0) = g_{\parallel\perp}^*$ and the constants are given by

$$\begin{aligned} c_1(h^*, V) &= \frac{\sqrt{2\pi}}{4} \frac{V}{(1+R)(1+1/R)} \\ c_2(h^*, V) &= \frac{\sqrt{2\pi}}{8} \frac{|V+h^*| + |V-h^*| + |h^*|(R+1/R)}{(1+R)(1+1/R)} \end{aligned} \quad (34)$$

in nonequilibrium ($V \neq 0$, but zero temperature $T=0$). In equilibrium ($V=0$, $T \neq 0$) we have

$$c_1(h^*, T) = \frac{\sqrt{2\pi}}{4} T$$

$$c_2(h^*, T) = \frac{\sqrt{2\pi}}{8} h^* \coth\left(\frac{h^*}{2T}\right), \quad (35)$$

where we have defined $h^* = h(B_0)$. One easily shows that the solution of

$$\begin{aligned} \frac{dg_{\parallel}(B)}{dB} &= -\frac{g_{\parallel}^3(B)}{\sqrt{B}} c_1 - \frac{g_{\parallel}^2(B)}{\sqrt{B}} \left[\frac{(g_{\perp}^*)^2}{g_{\parallel}^*} c_2 - g_{\parallel}^* c_1 \right] \\ g_{\perp}(B) &= \sqrt{g_{\parallel}^2(B) \frac{c_1}{c_2} + g_{\parallel}(B) \left[\frac{(g_{\perp}^*)^2}{g_{\parallel}^*} - g_{\parallel}^* \frac{c_1}{c_2} \right]}, \end{aligned} \quad (36)$$

also solves Eqs. (33). Thus, Eqs. (36) are an equivalent formulation of Eqs. (33). The remaining flow equation is an Abel differential equation of the first kind whose general analytic solution is impossible. Therefore, only asymptotic results can be obtained. Note that the coupling constants asymptotically flow to zero or to a nontrivial fixed point $g_{\parallel}(B) = g_{\parallel}^* - c_2 (g_{\perp}^*)^2 / (g_{\parallel}^* c_1)$ in Eq. (36). This nontrivial fixed point can only be reached in the anisotropic Kondo model with initial values $g_{\perp}(B=0) < |g_{\parallel}(B=0)|$ and $|h| \lesssim V, T$. It is an unphysical artifact of our approximations in the flow equation calculation, where higher order terms need to be included in this regime. We will not say something anything about this part of the parameter space of the anisotropic Kondo model for the remainder of this paper and now return to the isotropic model.

The equilibrium zero temperature behavior has already been analyzed in the previous section. Notice that the result Eq. (30) for the spin relaxation rate derived there holds generally when the magnetic energy dominates, that is for large magnetic field $|h| \gg V, T$. We next look at the opposite limit of vanishing magnetic field, $h=0$. The Kondo model remains isotropic and longitudinal and transverse relaxation rates coincide. Equation (36) is solved by

$$g(B) = \frac{g^*}{\sqrt{1 + \Gamma(\sqrt{B} - \sqrt{B_0})}}, \quad (37)$$

where $g(B) = g_{\parallel}(B) = g_{\perp}(B)$ with the spin relaxation rate $\Gamma = 4(g^*)^2 c_1$. The equilibrium finite temperature spin relaxation rate therefore shows the expected Korringa-behavior proportional to temperature,⁷² while the nonequilibrium zero temperature spin relaxation rate is proportional to the voltage bias (or more accurately according to Eqs. (5) and (34): proportional to the current across the dot), which agrees with the perturbative nonequilibrium RG-result.²⁷

For intermediate values of the magnetic field we find a competition between the quadratic and the cubic terms in the running coupling in Eq. (36). For very small energies ($B \rightarrow \infty$) the quadratic term dominates the flow if it is non-zero and the running couplings decay like $g_{\parallel} \sim B^{-1/2}$ and $g_{\perp} \sim B^{-1/4}$. If the cubic term dominates both running couplings are proportional to $B^{-1/4}$. One can still analyze this analytically for small magnetic field $V, T \gg |h|$: Eqs. (33) are approximately solved by

$$g_{\parallel\perp}(B) = \frac{g_{\parallel\perp}^*}{\sqrt{1 + \Gamma_{\parallel\perp}(\sqrt{B} - \sqrt{B_0})}}, \quad (38)$$

since $g_{\parallel}^* \approx g_{\perp}^*$ and $c_1 \approx c_2$. In the high-voltage regime the energy scales where the algebraic decay of the couplings sets in are given by

$$\Gamma_{\parallel}(h^*, V) = \sqrt{2\pi} (g_{\parallel}^*)^2 \frac{V}{(1+R)(1+R^{-1})}$$

$$\Gamma_{\perp}(h^*, V) = \frac{\sqrt{2\pi}}{2} (g_{\perp}^*)^2 \times \frac{|V+h^*| + |V-h^*| + |h^*|(R+R^{-1})}{(1+R)(1+R^{-1})}. \quad (39)$$

Here, we have kept the leading h -dependence to show that as expected only the spin flip coupling sees both the magnetic field and the voltage bias in its relaxation rate. Equation (39) agrees with the appropriate limit of the spin relaxation rate derived in Ref. 51 In equilibrium at nonzero temperature for $|h| \ll T$ we find:

$$\Gamma_{\parallel}(h^*, T) = \sqrt{2\pi} (g_{\parallel}^*)^2 T$$

$$\Gamma_{\perp}(h^*, T) = \frac{\sqrt{2\pi}}{2} (g_{\perp}^*)^2 h^* \coth\left(\frac{h^*}{2T}\right). \quad (40)$$

We have now analytically derived the qualitative scaling behavior and the related energy scales of the Kondo model as a function of temperature, voltage bias and magnetic field. In particular, we have seen how sufficiently large temperature, voltage bias [more accurately: a sufficiently large current Eq. (5)] or magnetic field can make the Kondo model a weak-coupling problem, where the coupling constants decay to zero and therefore allow for a controlled solution using flow equations. Similar observations have been made using other renormalization group techniques.^{27,35,37} In the next chapter we will turn to a completely numerical solution of the flow equations in order to obtain quantitative results. This is also the only way to analyze the behavior when the magnetic field is of the same order as the voltage bias or the temperature, which was excluded in the above analytical discussion. Still, the analytical results obtained so far are important because they will serve as our guidelines to understand and interpret the results of the numerical solution.

III. RESULTS AND DISCUSSION

We restrict the following discussion of numerical results to symmetric coupling to the leads, $R=1$. The extension to $R \neq 1$ is straightforward.

A. Spin-spin correlation function

Since the interacting ground state becomes trivial in the $B=\infty$ basis, we transform all operators into the diagonal basis before calculating their expectation values. We make the following ansatz for S^z :

$$S^z(B) = h^z(B)S^z + \frac{M(B)}{2} + \sum_{p,q} \gamma_{pq}(B) (:f_{p\uparrow}^\dagger f_{q\downarrow} : S^- + :f_{q\downarrow}^\dagger f_{p\uparrow} : S^+), \quad (41)$$

where $h^z(B=0)=1$, $\gamma_{pq}(B=0)=0$ and $M(B=0)=0$. For the transformation of the spin operator it is sufficient to use only the first order part of the generator Eq. (9), that is to neglect terms in $O(J^2)$ in the generator: in Ref. 32, we showed that this approximation already yields results including their full leading logarithmic corrections.

The decay of the spin operator into a different structure under the unitary flow is described by the flow equation for the coefficient $h^z(B)$:

$$\frac{dh^z(B)}{dB} = - \sum_{p,q} [n_f(p) + n_f(q) - 2n_f(p)n_f(q)] \times (\epsilon_p - \epsilon_q + h) J_{pq}^\perp(B) \gamma_{pq}(B). \quad (42)$$

For the flow of the newly generated c -number we find

$$\frac{dM(B)}{dB} = \sum_{p,q} [n_f(p) - n_f(q)] (\epsilon_p - \epsilon_q + h) \times J_{pq}^\perp(B) \gamma_{pq}(B). \quad (43)$$

For zero magnetic field the relations $J_{pq}^\perp(B) = J_{qp}^\perp(B)$ and $\gamma_{pq}(B) = -\gamma_{qp}(B)$ are fulfilled. Using these relations one easily shows $M(B) \equiv 0$. We will later see that M is just the magnetization and therefore it makes sense that M only becomes nonzero during the flow if an external magnetic field is applied.

The flow of the newly generated operator structure in the spin operator is given by

$$\frac{d\gamma_{pq}(B)}{dB} = \frac{h^z}{2} (\epsilon_p - \epsilon_q + h) J_{pq}^\perp(B) + \frac{1}{4} \sum_r [1 - 2n_f(r)] \times [(\epsilon_r - \epsilon_p) J_{pr}^\perp(B) \gamma_{rq}(B) + (\epsilon_r - \epsilon_q) J_{rq}^\perp(B) \gamma_{pr}(B)]. \quad (44)$$

In the sequel we will focus on the longitudinal spin susceptibility. The calculation of the transverse part follows exactly the same route and the transformation laws of $S^{x/y}(B)$ are given in Appendix C.

During the initial flow $h^z(B)$ is nearly unchanged: its flow is only of $\mathcal{O}[g_\parallel(B=0) - g_\parallel(B)]$. For simplicity we restrict the following discussion to equilibrium and zero temperature; the extension to $V, T > 0$ is straightforward. In lowest order the solution of Eq. (44) is formally given by

$$\gamma_{pq}(B) = \frac{1}{2} (\epsilon_p - \epsilon_q + h) \int_0^B dB_1 h^z(B_1) J_\perp(p, q, B_1). \quad (45)$$

With Eq. (42) follows (using diagonal parametrization):

$$\frac{dh^z}{dB} \approx - \frac{\sqrt{\pi} g_\perp^2 h^z}{8 \sqrt{B}} |h|, \quad (46)$$

where h is the external magnetic field. Notice the similarity to the two-loop flow equation for g_\parallel Eq. (27). Therefore, the S^z operator begins to decay on the same energy scale at

which the strong coupling divergence of g_\parallel is cutoff. By a similar argument one can show that the decay of the $S^{x/y}$ operators is related to the flow of g_\perp : the decay starts on the same energy scale that cuts off the strong coupling divergence of g_\perp . We conclude that the energy scales Γ_\parallel and Γ_\perp determine the decay of the spin operators parallel and perpendicular to the external magnetic field.

It is this observation that relates the decoherence rates Γ_\parallel and Γ_\perp to the physical spin relaxation rates: $1/T_1$ and $1/T_2$ are defined through the broadening of the resonance poles in the longitudinal and the transverse dynamical spin susceptibilities.²⁷ Now for $B \sim \Gamma_{\parallel/\perp}^{-2}$ all excitations with energy transfer much larger than the decoherence rate are integrated out. Since the spin operator has not yet decayed on this B scale, the broadening of the resonance pole can therefore not be larger than the corresponding energy scale. The algebraic decay of the spin operator just corresponds to the broadening of the resonance pole. Hence (up to a prefactor), $1/T_1 \sim \Gamma_\parallel$ and $1/T_2 \sim \Gamma_\perp$. The width of the broadening of the resonance poles is therefore (up to an uninteresting prefactor) automatically given by the decoherence rates defined in Secs. II C and II D. As already discussed there, our results for the longitudinal and the transverse spin relaxation rates agree with previous results in the literature in their appropriate limits.

The symmetrized spin-spin correlation function is defined as

$$C^a(t_1, t_2) = \frac{1}{2} \langle \{S^a(t_1), S^a(t_2)\} \rangle \quad (47)$$

and the response function as

$$\chi_a(t_1, t_2) = -i\Theta(t_1 - t_2) \langle [S^a(t_1), S^a(t_2)] \rangle. \quad (48)$$

In equilibrium these expectation values are evaluated with respect to the ground state or thermal state defined by $H(B=\infty)$.²¹ In nonequilibrium they have to be evaluated with respect to the current-carrying steady state. This was discussed in a previous publication.³² By explicitly following the time evolution of the initial state until the steady state builds up, we could show that we can work with the same state as in equilibrium in the present order of our calculation (notice that this does not hold for the evaluation of the current operator itself). The Fourier transformed S^z - S^z correlation function is therefore both in equilibrium and nonequilibrium given by

$$C^z(\omega) = \frac{\pi[1 - \text{sgn}(\tilde{h})]}{2} \sum_p \{ \tilde{\gamma}_{\epsilon_p, \epsilon_p + \omega + \tilde{h}}^2 \tilde{n}_f(\epsilon_p) \times [1 - n_f(\epsilon_p + \omega + \tilde{h})] + \tilde{\gamma}_{\epsilon_p, \epsilon_p - \omega + \tilde{h}}^2 \tilde{n}_f(\epsilon_p) \times [1 - n_f(\epsilon_p - \omega + \tilde{h})] \} + \frac{\pi[1 + \text{sgn}(\tilde{h})]}{2} \times \sum_p \{ \tilde{\gamma}_{\epsilon_p, \epsilon_p + \omega + \tilde{h}}^2 \tilde{n}_f(\epsilon_p + \omega + \tilde{h}) \times [1 - n_f(\epsilon_p)] + \tilde{\gamma}_{\epsilon_p, \epsilon_p - \omega + \tilde{h}}^2 \tilde{n}_f(\epsilon_p - \omega + \tilde{h}) [1 - n_f(\epsilon_p)] \}$$

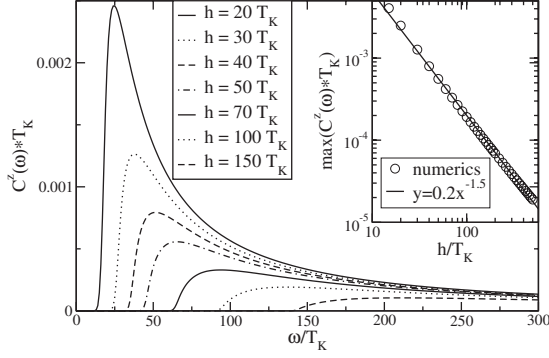


FIG. 1. Equilibrium S^z - S^z correlation function for various magnetic fields, $V=T=0$. The inset shows the decay of the peak height, which approximately follows a power law (this is a purely numerical observation).

$$+ \frac{\pi}{2} \tilde{M}^2 \delta(\omega), \quad (49)$$

where the tilde denotes the value at $B=\infty$. The corresponding imaginary part of the Fourier transformed response function is

$$\begin{aligned} \chi_z''(\omega) = & \frac{\pi[1 - \text{sgn}(\tilde{h})]}{2} \sum_p \{ \tilde{\gamma}_{\epsilon_p, \epsilon_p + \omega + \tilde{h}}^2 \tilde{n}_f(\epsilon_p) \\ & \times [1 - n_f(\epsilon_p + \omega + \tilde{h})] - \tilde{\gamma}_{\epsilon_p, \epsilon_p - \omega + \tilde{h}}^2 \tilde{n}_f(\epsilon_p) \\ & \times [1 - n_f(\epsilon_p - \omega + \tilde{h})] \} + \frac{\pi[1 + \text{sgn}(\tilde{h})]}{2} \\ & \times \sum_p \{ \tilde{\gamma}_{\epsilon_p, \epsilon_p + \omega + \tilde{h}} \tilde{n}_f(\epsilon_p + \omega + \tilde{h}) \\ & \times [1 - n_f(\epsilon_p)] - \tilde{\gamma}_{\epsilon_p, \epsilon_p - \omega + \tilde{h}} \tilde{n}_f(\epsilon_p - \omega + \tilde{h}) [1 - n_f(\epsilon_p)] \}, \end{aligned} \quad (50)$$

the real part is accessible via a Kramers-Kronig transformation. The correlation function is a symmetric function of ω , the imaginary part of the response function is antisymmetric. Both functions do not depend on the sign of h . In equilibrium the fluctuation dissipation theorem⁷³ relates the imaginary part of the response function and the spin-spin correlation function by $\chi_z''(\omega) = \tanh(\omega/(2T))C^z(\omega)$. In nonequilibrium the fluctuation dissipation theorem is violated in general. For completeness the corresponding expressions for $S^{x/y}$ are given in Appendix C.

Typical equilibrium zero temperature spin-spin correlation functions are shown in Fig. 1. At zero frequency we find a δ -peak with strength $M^2(B=\infty)\pi/2$ in the correlation function Eq. (49) due to the nonzero spin expectation value (it is not plotted for obvious reasons). For convenience we assume $h > 0$ in the following discussion. The maximum of the spin-spin correlation function (ignoring the δ -peak at $\omega=0$) is as expected at $\omega \approx h^*$ and it decays with increasing magnetic field (see the inset of Fig. 1). For $|\omega| \gg |h|$ we find the expected result with the renormalized coupling constant¹ on the

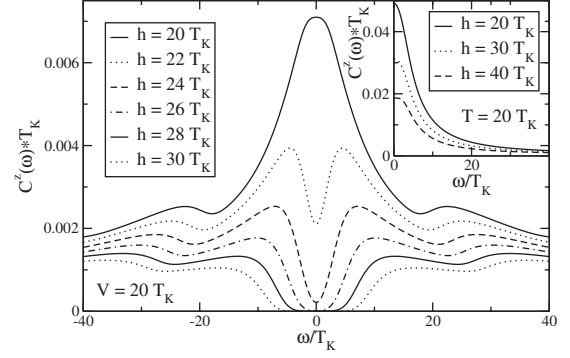


FIG. 2. Emergence of the large magnetic field behavior of the spin-spin correlation function depicted in Fig. 1 for a nonequilibrium situation ($V=20T_K$, $T=0$). The inset shows typical equilibrium correlation functions for nonzero temperature T . Here all features except the zero frequency peak are smeared out.

energy scale ω , $C^z(\omega) \sim 1/(|\omega| \ln^2(|\omega|/T_K))$. For $|\omega| < h^*$ the correlation function vanishes in the present order of our calculation. However, the generalized Shiba relation^{10,80} asserts that the correlation function is actually linear at small frequencies, $C^z(\omega) \propto (\omega/h^2)/\ln^4(h/T_K)$ for $h \gg T_K$. This exact result is effectively of fourth order in the renormalized coupling $1/\ln(h/T_K)$ and therefore beyond the reach of our current calculation of the correlation function, which only includes terms up to second order.

Figure 2 shows the buildup of this characteristic behavior of the spin-spin correlation function also for nonzero voltage bias³² upon increasing the magnetic field. The inset shows the corresponding plot in equilibrium for nonzero temperature. In nonequilibrium we find pronounced peaks at $|\omega| \sim |h-V|$, $|\omega| \sim |h+V|$, and $|\omega| \sim h$ for $h > V$. The peaks at $\omega \sim \pm |h-V|$ join for $h \leq V$ and build up the zero frequency peak.

Notice that for nonzero temperature all additional peaks are smeared out (inset of Fig. 2). This exemplifies a key difference between nonequilibrium and nonzero temperature that will keep reappearing in other dynamical quantities. The nonequilibrium Fermi function Eq. (4) retains its characteristic discontinuities, which lead to strong-coupling behavior yielding Kondo-split peaks in dynamical quantities. These peaks are only cutoff by the decoherence rate and not by voltage or temperature itself, and therefore, much more pronounced.

The spin-spin correlation function of the Kondo Model in a magnetic field has so far mainly been studied in the context of the spin boson model.^{10,11} Using a Majorana fermion representation Mao *et al.*⁵⁴ obtained its low frequency properties in the case of dc-voltage bias and nonzero temperature in agreement with our results. For high magnetic fields no previous results exist, since high frequencies are difficult to access by numerical methods such as NRG (numerical renormalization group). Paaske *et al.*²⁷ studied the transverse dynamical spin susceptibility for high voltage bias, which can be calculated within our approach using the transformation of the spin operators perpendicular to the magnetic field in Appendix C.

B. Magnetization

From the ansatz Eq. (41) follows directly that the magnetization of the dot spin is given by $M(B=\infty)$. However, it turns out that the S^z operator decays slowly with B and therefore also the magnetization converges slowly, making the analysis difficult. Still, we can use the following trick to obtain the leading behavior of the magnetization for $T=V=0$ analytically. Clearly

$$2\langle S^z \rangle = 2h^z(\infty)\langle \infty | S^z | \infty \rangle + M(\infty) = h^z(\infty)\text{sgn}[h(\infty)] + M(\infty), \quad (51)$$

where $|\infty\rangle$ is the ground state of $H_0(B=\infty)$. Note that $h^z(\infty)=0$. For convenience we assume $h>0$ in the following. We rewrite Eq. (51) to the form

$$\begin{aligned} 2\langle S^z \rangle &= h^z(0) + M(0) + \int_0^\infty dB \frac{d[h^z(B) + M(B)]}{dB} \\ &= 1 - 2 \int_0^\infty dB \sum_{p,q} n_f(q) [1 - n_f(p)] \\ &\quad \times (\epsilon_p - \epsilon_q + h) J_{pq}^\perp(B) \gamma_{pq}(B). \end{aligned} \quad (52)$$

Using the parametrization

$$\begin{aligned} J_{pq}^\perp(B) &\approx g_\perp(B) e^{-B(\epsilon_p - \epsilon_q + h)^2} \\ \gamma_{pq}(B) &\approx \frac{g_\perp(B)}{2(\epsilon_p - \epsilon_q + h)} (1 - e^{-B(\epsilon_p - \epsilon_q + h)^2}) \end{aligned} \quad (53)$$

we find

$$2\langle S^z \rangle \approx 1 - \int_{D^{-2}}^\infty dB \frac{g_\perp^2(B)}{4B} f(B), \quad (54)$$

where $f(B)=1$ for $B \ll h^{-2}$ and $f(B)=0$ for $B \gg h^{-2}$. Neglecting higher order corrections we find

$$2\langle S^z \rangle \approx 1 - \int_{D^{-2}}^{h^{-2}} dB \frac{g_\perp^2(B)}{4B}. \quad (55)$$

With $dg_\parallel(B)/dB = g_\perp^2(B)/(2B)$ follows

$$2\langle S^z \rangle \approx 1 - \frac{1}{2 \ln(h/T_K)} + \frac{1}{2 \ln(D/T_K)}, \quad (56)$$

which (for $D/T_K \rightarrow \infty$) is to leading order the Bethe Ansatz result.⁷⁹ Figure 3 shows the good agreement between the analytic expression and numerical results for high magnetic fields. For fields of $\mathcal{O}(10 T_K)$ we see deviations from the analytic result due to the perturbative nature of our approach. The inset shows the bandwidth dependence of the magnetization in good agreement with Eq. (56).

Unfortunately, a similar analytical calculation for $T, V > 0$ has not been possible. We will present numerical results in Sec. III D 3.

C. T-Matrix

The scattering of conduction band electrons from lead α to lead β is described by the T-matrix $\mathcal{T}_{\alpha\beta,\sigma}(\omega)$. It is defined via the electron Greens function

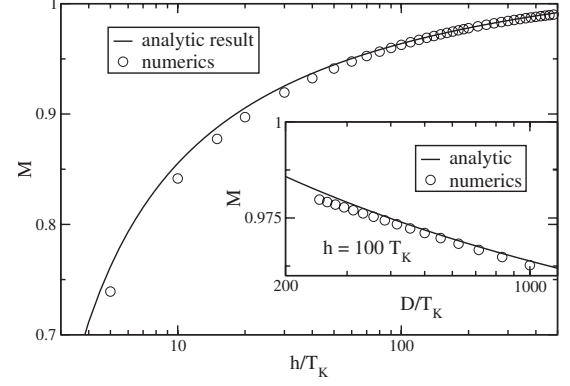


FIG. 3. The magnetization as a function of the external magnetic field calculated from the analytic result Eq. (56) and from the numerical solution of the flow equations for $D=10^3 T_K$. The inset shows the bandwidth dependence of the magnetization at $h=100 T_K$.

$$\mathcal{G}_{\alpha\beta,\sigma}(\omega) = \mathcal{G}_{\alpha,\sigma}^{(0)}(\omega) \delta_{\alpha,\beta} + \mathcal{G}_{\alpha,\sigma}^{(0)}(\omega) \mathcal{T}_{\alpha\beta,\sigma}(\omega) \mathcal{G}_{\beta,\sigma}^{(0)}(\omega). \quad (57)$$

If the Hamiltonian (1) is derived from an Anderson impurity model only one eigenvalue of the T-matrix is nonzero.²⁷ The imaginary part of the T-matrix is given by⁵

$$\text{Im}[T_\sigma(\omega)] = - \int_{-\infty}^\infty dt \Theta(t) \langle \{O_\sigma(t), O_\sigma^\dagger(0)\} \rangle e^{i\omega t}, \quad (58)$$

where

$$\begin{aligned} O_\uparrow(B) &= \sum_k (U_k^\perp(B) f_{k\downarrow} S^- + U_k^\uparrow(B) f_{k\uparrow} S^z) \\ O_\downarrow(B) &= \sum_k (V_k^\perp(B) f_{k\uparrow} S^+ - V_k^\uparrow(B) f_{k\downarrow} S^z), \end{aligned} \quad (59)$$

$U_k^{\uparrow/\downarrow}(B=0) = J^{\uparrow/\downarrow}/2$ and $V_k^{\uparrow/\downarrow}(B=0) = J^{\downarrow/\uparrow}/2$. In lowest order the flow equations for the spin up component are given by

$$\frac{dU_p^\uparrow}{dB} = - \frac{1}{2} \sum_r [1 - 2n_f(r)] (\epsilon_p - \epsilon_r + h) U_p^\perp J_{rp}^\perp, \quad (60)$$

$$\begin{aligned} \frac{dU_p^\perp}{dB} &= - \frac{1}{4} \sum_r [1 - 2n_f(r)] (\epsilon_p - \epsilon_r + h) U_r^\uparrow J_{kp}^\perp \\ &\quad - \frac{1}{4} \sum_r [1 - 2n_f(r)] (\epsilon_p - \epsilon_r) U_p^\perp J_{rp}^\perp. \end{aligned} \quad (61)$$

Comparing the latter equations with Eqs. (12) and (14) one already notices their similarity to the flow of the running coupling in one-loop order. In the following we work out the details. Using the approximations from Sec. II B we find

$$\frac{dU_p^\uparrow}{dB} = \frac{g_{\epsilon_p+h/2}^\perp U_{\epsilon_p+h}^\perp}{2B} \left[\frac{e^{-B(\epsilon_p+h+V/2)^2}}{1+R} + \frac{e^{-B(\epsilon_p+h-V/2)^2}}{1+1/R} \right]. \quad (62)$$

Neglecting a factor two in the exponential, this equation is equivalent to Eq. (16) provided $U_p^\uparrow = g_p^\uparrow/2$ and $U_{\epsilon_p+h/2}^\perp$

$=g_p^\perp/2$. Analyzing the flow of the spin-flip component we find

$$\begin{aligned} \frac{dU_{\epsilon_p+h/2}^\perp}{dB} &= \frac{g_p^\perp U_{\epsilon_p-h/2}^\perp}{4B} \left[\frac{e^{-B(\epsilon_p-h/2+V/2)^2}}{1+R} + \frac{e^{-B(\epsilon_p-h/2-V/2)^2}}{1+1/R} \right] \\ &+ \frac{g_{\epsilon_p+h/2}^\perp U_{\epsilon_p+h/2}^\perp}{4B} \left[\frac{e^{-B(\epsilon_p+h/2+V/2)^2}}{1+R} \right. \\ &\left. + \frac{e^{-B(\epsilon_p+h/2-V/2)^2}}{1+1/R} \right]. \end{aligned} \quad (63)$$

Again neglecting the factor two in the exponential, this equation is equivalent to the one-loop flow Eq. (18) for g_p^\perp . One easily shows that higher order terms in the transformation of the operator Eq. (59) have the same effect on the flow as the two-loop terms in the transformation of the Hamiltonian. The calculation for nonzero temperature is again more difficult, nevertheless we find the same relations between the flow of the operator and the running coupling.

Doing an analogous argument for the V terms, we identify

$$\begin{aligned} U_p^\dagger(B) &= \frac{g_p^\dagger(B)}{2}, & U_p^\perp(B) &= \frac{g_{\epsilon_p-h/2}^\perp(B)}{2}, \\ V_p^\dagger(B) &= \frac{g_p^\dagger(B)}{2}, & V_p^\perp(B) &= \frac{g_{\epsilon_p+h/2}^\perp(B)}{2}. \end{aligned} \quad (64)$$

Therefore the O_σ operators completely decay into more complicated objects for $B \rightarrow \infty$. Since calculating the latter is resource intensive (three-momentum indices), it is more economic to evaluate the T-matrix at the decoherence scale,⁷ where the decay of the couplings sets in and higher order terms in the transformation of the observable are not yet important:

$$\begin{aligned} \text{Im}[T_\sigma(\omega)] &\approx -\frac{\pi}{16} ((\hat{g}_\omega^\sigma)^2 + 2(\hat{g}_{\omega+\sigma\hat{h}/2}^\perp)^2) \\ &\times \{1 + \sigma 2 \langle S^z \rangle [2\hat{n}_f(\omega + \sigma\hat{h}) - 1]\}. \end{aligned} \quad (65)$$

Here the hat denotes functions at the decoherence scale. Though the further flow leads to a decay of O_σ , the spectral function remains unchanged for $B > \Gamma_{\parallel\perp}^{-2}$, where $\Gamma_{\parallel\perp}$ is the dominant decoherence scale. In Eq. (65), we can replace the expectation value of S^z at the decoherence scale by the magnetization of the system since the S^z operator decays noticeably only for $B \gg \Gamma_{\parallel\perp}^{-2}$.

As suggested by Rosch *et al.*⁷ we use Fermi functions broadened by the decoherence scale Γ_\perp to describe the distribution function for the f operators at the decoherence scale $\hat{n}_f(\omega)$. This avoids the costly full numerical solution to $B \rightarrow \infty$ and yields results that are virtually identical. In equilibrium at small temperature $T \ll |h|$ the distribution function is then given by $\hat{n}_f(\omega) = f_\Gamma(\omega)$, where $f_\Gamma(\omega) = 1/2 - \arctan(\omega/\Gamma_\perp)/\pi$. At high temperature $T \gg |h|$ the spin expectation value $\langle S^z \rangle$ vanishes. Then the distribution function only enters in subleading order. Note that the imaginary part of the T-matrix in general depends only weakly on the details of the broadening scheme. In nonequilibrium the step func-

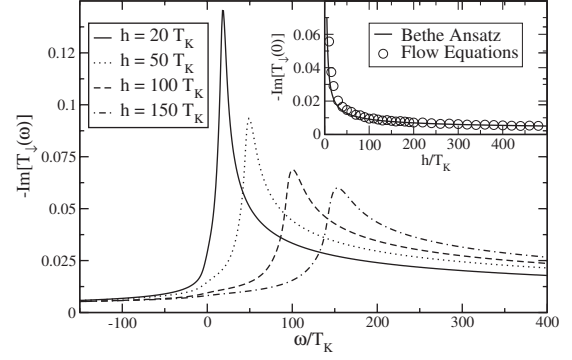


FIG. 4. Imaginary part of the spin-down T-matrix as a function of the magnetic field ($V=T=0$, $D=10^3 T_K$). The inset shows a comparison with the Bethe Ansatz result for $\omega=0$.

tions at both chemical potentials have to be broadened yielding $\hat{n}_f(\omega) = f_\Gamma(\omega + V/2)/(1+R) + f_\Gamma(\omega - V/2)/(1+1/R)$ for the distribution function. The additional factor of 1/4 in comparison with the result obtained by Rosch *et al.*⁷ is due to our different definition of J . For symmetric coupling $R=1$ the spin-up and spin-down component are related by $\text{Im}[T_\uparrow(\omega)] = \text{Im}[T_\downarrow(-\omega)]$.

The imaginary part of the T-matrix and the spectral function are related by $A_\sigma(\omega) = -\text{Im}[T_\sigma(\omega + i\delta)]/\pi$. Figure 4 shows spectral functions for several values of the magnetic field. They are strongly peaked at $\omega \sim h$. Rosch *et al.*⁷ studied this structure in detail by analyzing the spectral function normalized to 1 as a function of ω/h . Since we have included the shift of the magnetic field, we will do likewise as a function of ω/h^* . In agreement with the results derived by Rosch *et al.*⁷ we find that the width of the left flank is approximately proportional to the decoherence rate Eq. (30), leading to a sharpening of the left flank for increasing h , while the width of the right flank increases for increasing h .

The imaginary part of the T-matrix at zero frequency is related to the magnetization via the Friedel sum rule.^{74,75} Inserting the leading term of the Bethe Ansatz result⁷⁶ one finds $\text{Im}[\hat{T}_\sigma(0)] = -\sin^2\{\pi/[4 \ln(|h|/T_K)]\}/\pi$. The inset of Fig. 4 shows a comparison between the Bethe Ansatz and the flow equation result. Again we find very good agreement for high-magnetic fields and deviations for fields of $\mathcal{O}(10 T_K)$.

For large frequencies the spectral function decays proportionally to $1/\ln^2(|\omega|/T_K)^2$,⁷⁻⁹ which is consistent with our results. Also Bethe Ansatz calculations¹³ show that the maximum of the spin-down spectral function is at $h^* \approx h\{1 - 1/[2 \ln(|h|/T_K)]\}$, which is consistent with our shift of the magnetic field Eq. (25) in the scaling limit $D/T_K \rightarrow \infty$.

D. Voltage bias vs temperature

1. Spin-spin correlation function

The spin-spin correlation function at zero magnetic field (V or $T \gg T_K$) shows a zero frequency peak.^{21,32} In Fig. 5, we show its decay due to an applied magnetic field. Again the zero frequency δ -peak in Eq. (49) is not plotted. The sum rule

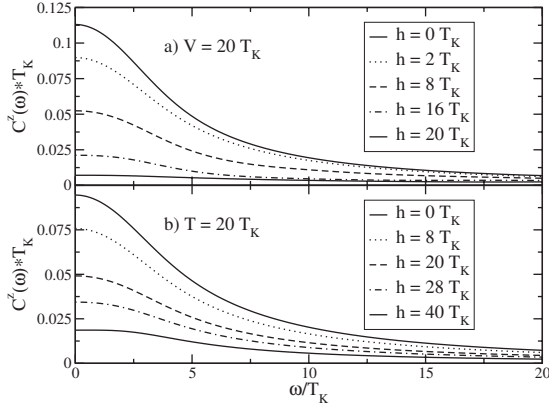


FIG. 5. Decay of the zero frequency peak in the spin-spin correlation function with increasing magnetic field, (a) $V=20T_K$, (b) $T=20T_K$.

$$\frac{\pi}{2} = \int_{-\infty}^{\infty} d\omega C^z(\omega) = \tilde{M}^2 \frac{\pi}{2} + \int_{-\infty}^{\infty} d\omega C_{\gamma}^z(\omega) \quad (66)$$

is not fulfilled exactly since we neglect higher order terms in the transformation of S^z . The error is typically of order one percent. Here $C_{\gamma}^z(\omega)$ denotes the $\tilde{\gamma}_{pq}$ terms in Eq. (49).

For increasing magnetic field the magnetization \tilde{M} increases. Due to the sum rule and the fact that $C_{\gamma}^z(\omega)$ is a non-negative function, an increase in \tilde{M} must lead to a decrease of $C_{\gamma}^z(\omega)$, leading to a decay of the correlation function for $\omega \neq 0$.

At first glance the decay of the zero frequency peak looks similar for both the equilibrium and the nonequilibrium case. Only the relative decay of the maximum as a function of V/h and T/h seems to be different. On closer inspection we find additional peaks at $|\omega| \sim |h|$ for $V > |h|$: their height increases with the magnetic field, see Fig. 2. In equilibrium for non-zero temperature these peaks are smeared out. For high frequencies we find the usual $C^z(\omega) \sim 1/\{|\omega|[\ln(|\omega|/T_K)]^2\}$ behavior.

In Fig. 6(a) we show the Kondo splitting of the sharp edge

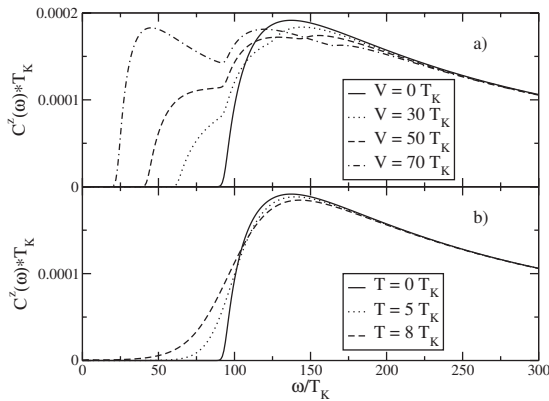


FIG. 6. (a) Kondo splitting of the sharp edge in the spin-spin correlation function (magnetic field $h=100T_K$) due to a small voltage bias. (b) Small temperature only leads to broadening and no Kondo splitting.

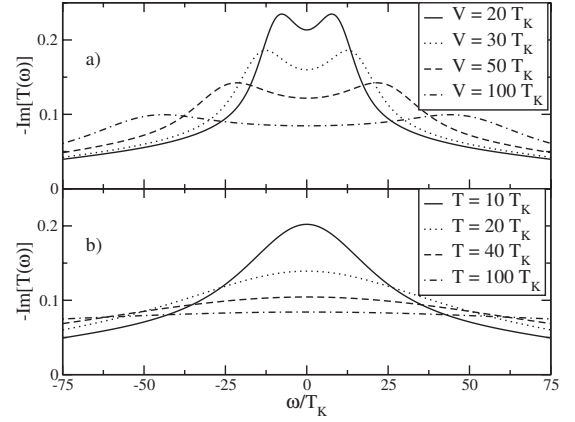


FIG. 7. Sum of both spin components of the T-matrix at zero magnetic field for various values of (a) voltage bias and (b) temperature.

at $\omega = h^*$ in the correlation function due to an applied small voltage bias. The two new peaks are located at $|\omega| \sim |h^* \pm V|$. On the other hand, for small temperature we again only find a broadening effect.

2. T-matrix

Figure 7 depicts the sum of both spin components of the T-matrix for vanishing external magnetic field, that is the full impurity spectral function. For nonzero voltage bias ($V \gg T_K$) and zero magnetic field one finds the characteristic Kondo split peaks at $\omega \sim \pm V/2$. For nonzero temperature one only observes the expected broadening of the zero frequency peak. These observations are consistent with the results obtained by NRG⁵ and perturbative RG.²⁷ Applying a small magnetic field leads to a shift with the magnetic field strength and an asymmetric deformation of the peaks. Typical curves are shown in Fig. 8. For large magnetic fields we have already discussed in Sec. III C how the spin down component of the spectral function in the equilibrium zero temperature Kondo model develops a pronounced peak at $\omega \sim h$, see Fig. 4. In Fig. 9(a), we show the splitting of this

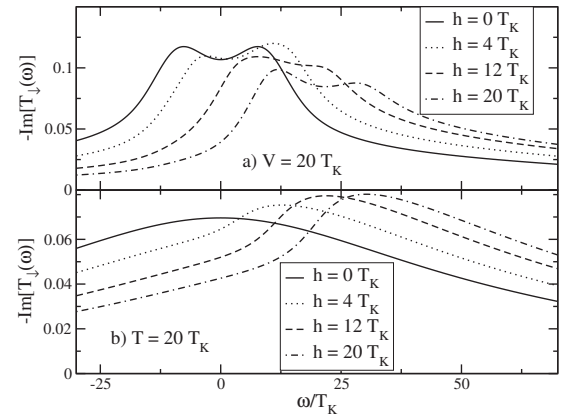


FIG. 8. (a) Magnetic field shift of the Kondo split zero frequency peak of the spectral function for $V=20T_K$, $T=0$. (b) Non-zero temperature in equilibrium (here: $T=20T_K$, $V=0$) leads to broadening.

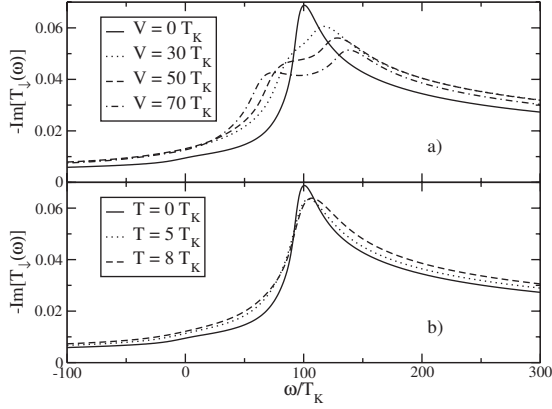


FIG. 9. (a) Splitting of the peak in the spectral function due to a small voltage bias (external magnetic field $h=100T_K$). (b) Again temperature only leads to broadening.

peak into two peaks at $\omega \sim h \pm V/2$ due to a small voltage bias. Again, applying a small temperature only leads to a broadening of the peak.

We can see that it is straightforward to resolve sharp features in the dynamical quantities at large frequencies using the flow equation approach, which is notoriously difficult using NRG. For example the finite temperature broadening in Fig. 6 and our results for the T-matrix with magnetic field plus voltage bias or nonzero temperature have not been previously obtained using other methods.

3. Magnetization

In principle the magnetization can be extracted from the spin-spin correlation function via the sum rule Eq. (66). However, due to the approximations in our calculation the sum rule is not exactly fulfilled and we were only able to extract qualitative results via this route. More accurate results can be obtained by analyzing the flow of $M(B)$ directly. We were able to reproduce previously known results from Bethe Ansatz and nonequilibrium perturbation theory.

In equilibrium the exact magnetization is accessible by solving the Bethe Ansatz equations.⁷⁷⁻⁷⁹ Assuming $h > 0$ the asymptotic results relevant for this paper are given by the zero temperature magnetization $M(h, T=0) = 1 - 1/(2 \ln(h/T_K))$ for $h \gg T_K$, and the high-temperature magnetization $M(h, T) = \tanh[h/(2T)]$ for $T \gg T_K$ and $T \gg h$. The high-temperature result is of course just the magnetization of a free spin.

Initial nonequilibrium perturbation theory calculations^{28,53} in the limit $V \gg T_K$ or $|h| \gg T_K$ found $M_{pt}(h, V) = 4h/(2|h| + |h+V| + |h-V|)$ for the magnetization. Here the important logarithmic corrections at zero voltage bias were missing since $M_{pt}(h, V) = \text{sgn}(h)$ for $V < |h|$.

In Sec. III B we have already derived the zero temperature magnetization within the flow equation framework. Figures 10 and 11 show the crossover between the equilibrium zero temperature result and the asymptotic high temperature result or the asymptotic high-voltage bias result (it should be noted that there is a noticeable dependence of the results in these figures on the bandwidth similar to Fig. 3). These crossovers are smooth and show the expected reduction of

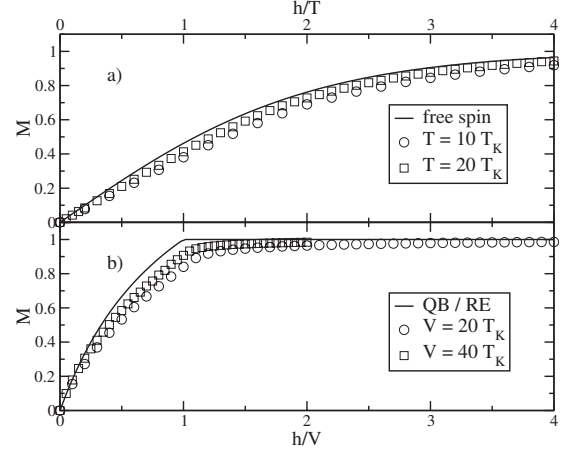


FIG. 10. The magnetization as a function of the external magnetic field for (a) fixed temperature and (b) fixed voltage bias for $D=100T_K$. For increasing temperature one approaches the free spin behavior as expected. For increasing voltage bias one approaches the non-equilibrium perturbation theory result based on a quantum Boltzmann equation plus rate equations (QB/RE),²⁸ which becomes exact in the limit $V/T_K \rightarrow \infty$.

the magnetization for $V < |h|$. This behavior in our calculation is consistent with the recent two-loop nonequilibrium calculation by Schoeller and Reininghaus,⁵¹ who also find a nonzero susceptibility for $V < |h|$. The logarithmic enhancement of the nonequilibrium spin susceptibility at zero magnetic field in Ref. 51 is also consistent with our previous publication.³² Unfortunately, a more quantitative comparison is difficult due to the significant finite bandwidth corrections mentioned above: the numerical solution of the flow equations becomes too time consuming for much larger systems, whereas the results in Ref. 51 are expressed in the scaling limit.

IV. CONCLUSION

In this paper we have employed the flow equation approach to derive a consistent scaling picture of the equilib-

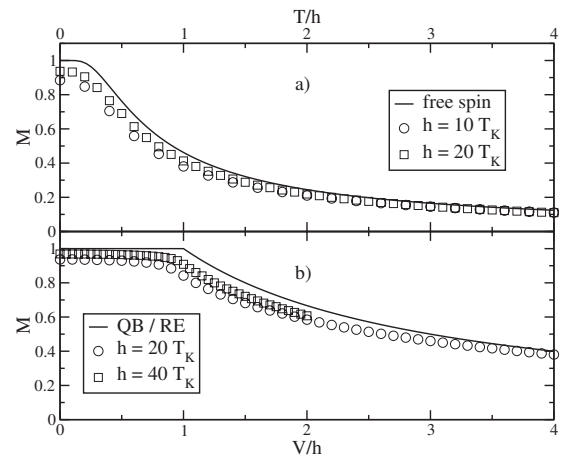


FIG. 11. Crossover from the equilibrium zero temperature magnetization (a) to the high temperature and (b) to the high voltage result for $D=100T_K$.

rium and nonequilibrium Kondo model in its weak-coupling regime. The weak-coupling regime is realized for sufficiently large voltage bias V , magnetic field h or temperature T as compared to the equilibrium Kondo temperature: $\max(I, |h|, T) \gg T_K$, where I is the current Eq. (5) across the dot. Our calculation allowed for the evaluation of static and dynamical quantities including their leading logarithmic corrections. Specifically, we have studied the spin-spin correlation function, the magnetization and the T-matrix as functions of V, h and T and explored various crossover regimes. We want to mention that while the flow equation approach has to rely on numerical evaluations of complicated sets of differential equations (at least if one is interested in quantitative results beyond leading order), it does allow one to study all combinations of the parameters voltage bias, temperature and magnetic field in one framework.

As emphasized by Millis *et al.*,^{37,38} the nonequilibrium noise generated by the steady state current across a quantum impurity can to leading order be approximated by thermal noise with an effective temperature $T_{\text{eff}}(I)$, but with important differences between nonequilibrium noise and thermal noise occurring beyond leading order. We could see this explicitly in many of our dynamical quantities, where nonequilibrium conditions due to a voltage bias lead to effects like Kondo splitting and strongly enhanced logarithmic corrections. One benefit of our approach (and of Ref. 51) as compared to previous non-equilibrium renormalization calculations is that decoherence enters on the same footing as the equilibrium scaling flow, which should be useful for investigating other more complex quantum dot structures in the future.

ACKNOWLEDGMENTS

We acknowledge valuable discussions with V. Körting, J. Paaske, A. Rosch, and H. Schoeller. This work was supported through SFB/TR 12 of the Deutsche Forschungsgemeinschaft (DFG), the Center for Nanoscience (CeNS) Munich, and the German Excellence Initiative via the Nanosystems Initiative Munich (NIM).

APPENDIX A: NORMAL ORDERING

In this section, we briefly sum up some properties of normal ordered operators that are frequently used in flow equation calculations. For more details we refer to Ref. 21

In the following A_p denotes creation and annihilation operators, the α 's are c -numbers and $P(\{A_p\})$ is a product of operators from the set $\{A_p\}$. The rules for Wick's normal ordering are given by:

- (1) Numbers are unchanged:

$$:\alpha: = \alpha. \quad (\text{A1})$$

- (2) Normal ordering is linear

$$:\alpha_1 P_1(\{A_p\}) + \alpha_2 P_2(\{A_p\}): = \alpha_1 :P_1(\{A_p\}): + \alpha_2 :P_2(\{A_p\}): \quad (\text{A2})$$

- (3) Recurrence relation

$$A_q :P(\{A_p\}): = :A_q P(\{A_p\}): + \sum_r C_{qr} \frac{\partial P(\{A_p\})}{\partial A_r}, \quad (\text{A3})$$

where

$$C_{qr} = \langle \Psi | A_q A_r | \Psi \rangle \quad (\text{A4})$$

for a pure reference state $|\Psi\rangle$ or

$$C_{qr} = \text{Tr}(\rho A_q A_r) \quad (\text{A5})$$

for some mixed state described by the density matrix ρ . Typically the ground state of the noninteracting Hamiltonian is chosen as reference state $|\Psi\rangle$.

From the recurrence relation Eq. (A3) one can derive Wick's first theorem

$$\begin{aligned} :A_{p_1} \dots A_{p_n}: &= \left(A_{p_1} - \sum_{q_1} C_{p_1 q_1} \frac{\partial}{\partial A_{q_1}} \right) \dots \\ &\times \left(A_{p_{n-1}} - \sum_{q_{n-1}} C_{p_{n-1} q_{n-1}} \frac{\partial}{\partial A_{q_{n-1}}} \right) A_{p_n}. \end{aligned} \quad (\text{A6})$$

From this relation follows that the commutation of neighboring fermionic operators picks up a minus sign, bosonic operators commute. The product of two normal-ordered objects can be calculated from Wick's second theorem. The fermionic version is given by

$$\begin{aligned} :P_1(\{A_p\}): :P_2(\{A_p\}): &= : \exp \left(\sum_{r,s} C_{rs} \frac{\partial^2}{\partial B_s \partial A_r} \right) \\ &\times P_1(\{A_p\}) P_2(\{B_p\}) :_{|A=B}. \end{aligned} \quad (\text{A7})$$

APPENDIX B: TRANSFORMATION OF THE HAMILTONIAN

The derivation of the flow equations for the Hamiltonian Eq. (8) is straightforward. Only some preliminary relations are needed. Products of spin operators are easily calculated using the standard spin operator algebra. The relations

$$[AS^-, BS^z] = \frac{1}{2} \{A, B\} S^-$$

$$[AS^+, BS^z] = -\frac{1}{2} \{A, B\} S^+$$

$$[AS^+, BS^-] = \{A, B\} S^z + \frac{1}{2} [A, B] \quad (\text{B1})$$

are fulfilled for arbitrary (linear) operators A, B that commute with the spin operators.

Using Eq. (A7) the following relations are easily derived. For the 1-loop calculation, the commutator

$$\begin{aligned} [:c_1^\dagger, c_1 : , :c_2^\dagger, c_2 :] &= :c_1^\dagger, c_2 : \delta_{1,2'} - :c_2^\dagger, c_1 : \delta_{1',2} + \delta_{1',2} \delta_{1,2'} [n(1') \\ &\quad - n(1)] \end{aligned} \quad (\text{B2})$$

is needed. Due to the spin operator algebra Eq. (B1) also the anticommutator has to be calculated:

$$\begin{aligned}
(:c_1^\dagger, c_{1'}; :c_2^\dagger, c_2:) &= 2:c_1^\dagger, c_1 c_2^\dagger, c_2: + \delta_{1,2'}[1 - 2n(1)]:c_1^\dagger, c_2: \\
&+ \delta_{2,1'}[1 - 2n(1')]:c_2^\dagger, c_1: + \delta_{1',2}\delta_{1,2'}[n(1') \\
&+ n(1) - 2n(1')n(1)]. \tag{B3}
\end{aligned}$$

In the two-loop calculation we neglect terms with four or six fermionic operators on the rhs in the following since these terms would enter the calculation only in three-loop order. We again need the commutator

$$\begin{aligned}
(:c_1^\dagger, c_{1'}; :c_2^\dagger, c_2 c_3^\dagger, c_3:) &= \delta_{1',2}\delta_{1,2'}[n(1') - n(1)]:c_3^\dagger, c_3: \\
&- \delta_{1',2}\delta_{1,3'}[n(1') - n(1)]:c_2^\dagger, c_3: \\
&- \delta_{1',3}\delta_{1,2'}[n(1') - n(1)]:c_3^\dagger, c_2: \\
&+ \delta_{1',3}\delta_{1,3'}[n(1') - n(1)]:c_2^\dagger, c_2: \tag{B4}
\end{aligned}$$

and the anticommutator

$$\begin{aligned}
(:c_1^\dagger, c_{1'}; :c_2^\dagger, c_2 c_3^\dagger, c_3:) &= \delta_{1',2}\delta_{1,2'}[n(1') + n(1) \\
&- 2n(1')n(1)]:c_3^\dagger, c_3: - \delta_{1',2}\delta_{1,3'}[n(1') \\
&+ n(1) - 2n(1')n(1)]:c_2^\dagger, c_3: \\
&- \delta_{1',3}\delta_{1,2'}[n(1') + n(1) \\
&- 2n(1')n(1)]:c_3^\dagger, c_2: + \delta_{1',3}\delta_{1,3'}[n(1') \\
&+ n(1) - 2n(1')n(1)]:c_2^\dagger, c_2: \tag{B5}
\end{aligned}$$

for the further calculation.

Using the above relations the task of deriving the flow equations is reduced to simple but lengthy bookkeeping. The resulting two-loop equations are given in the following. In the diagonal part of the Hamiltonian only the splitting of the dot levels due to the magnetic field is shifted

$$\begin{aligned}
\frac{dh}{dB} &= \frac{1}{2} \sum_{p,q} [n_f(p) + n_f(q) - 2n_f(p)n_f(q)](\epsilon_p - \epsilon_q + h)(J_{pq}^\perp)^2 \\
&+ \mathcal{O}(J^4). \tag{B6}
\end{aligned}$$

In the case of zero (initial) magnetic field the relation $J_{pq}^\perp = J_{qp}^\perp$ is fulfilled leading to $dh/dB=0$ and, therefore, no additional magnetic field is generated. In the interaction part we have to keep track of different scattering processes that lead to different flows of the running couplings though we started with isotropic initial conditions. For the scattering of spin up electrons we find

$$\begin{aligned}
\frac{dJ_{pq}^\perp}{dB} &= -(\epsilon_p - \epsilon_q)^2 J_{pq}^\perp + \frac{1}{2} \sum_r [2(\epsilon_r - h) - (\epsilon_p + \epsilon_q)] J_{pr}^\perp J_{qr}^\perp \\
&\times [1 - 2n_f(r)] - \sum_{r,s} [n_f(r) + n_f(s) - 2n_f(r)n_f(s)] J_{rs}^\perp \\
&\times \{[\epsilon_p - \epsilon_q + 2(\epsilon_r - \epsilon_s + h)](K_{rs,pq}^\dagger - K_{ps,rq}^\dagger) \\
&- [\epsilon_p - \epsilon_q - 2(\epsilon_r - \epsilon_s + h)](K_{rs,qp}^\dagger - K_{qs,rp}^\dagger)\} + \mathcal{O}(J^4) \tag{B7}
\end{aligned}$$

and for spin down scattering

$$\begin{aligned}
\frac{dJ_{pq}^\downarrow}{dB} &= -(\epsilon_p - \epsilon_q)^2 J_{pq}^\downarrow + \frac{1}{2} \sum_r [2(\epsilon_r + h) - (\epsilon_p + \epsilon_q)] J_{rp}^\perp J_{rq}^\perp \\
&\times [1 - 2n_f(r)] + \sum_{r,s} [n_f(r) + n_f(s) - 2n_f(r)n_f(s)] J_{rs}^\perp \\
&\times \{[\epsilon_p - \epsilon_q + 2(\epsilon_r - \epsilon_s + h)](K_{rs,pq}^\downarrow - K_{rq,ps}^\downarrow) \\
&- [\epsilon_p - \epsilon_q - 2(\epsilon_r - \epsilon_s + h)](K_{rs,qp}^\downarrow - K_{rp,qs}^\downarrow)\} + \mathcal{O}(J^4). \tag{B8}
\end{aligned}$$

The spin flip scattering is given by

$$\begin{aligned}
\frac{dJ_{pq}^\uparrow}{dB} &= -(\epsilon_p - \epsilon_q + h)^2 J_{pq}^\uparrow + \frac{1}{4} \sum_r [1 - 2n_f(r)] \{ [2\epsilon_r - (\epsilon_p + \epsilon_q) \\
&+ h] J_{rq}^\perp J_{pr}^\uparrow + [2\epsilon_r - (\epsilon_p + \epsilon_q) - h] J_{pr}^\perp J_{qr}^\uparrow \} + \frac{1}{2} \sum_{r,s} [n_f(r) \\
&+ n_f(s) - 2n_f(r)n_f(s)] [\epsilon_p - \epsilon_q + 2(\epsilon_r - \epsilon_s) + h] \\
&\times [(K_{pq,rs}^\uparrow - K_{rq,ps}^\uparrow) J_{sr}^\uparrow - (K_{pq,rs}^\downarrow - K_{ps,rq}^\downarrow) J_{sr}^\downarrow] \\
&- \frac{1}{2} \sum_{r,s} [n_f(r) + n_f(s) - 2n_f(r)n_f(s)] [\epsilon_p - \epsilon_q + 2(\epsilon_r - \epsilon_s) \\
&- h] K_{pq,rs}^\perp J_{sr}^\perp + \mathcal{O}(J^4). \tag{B9}
\end{aligned}$$

The flow of the newly generated interactions is given by

$$\begin{aligned}
\frac{dK_{pq,rs}^\uparrow}{dB} &= -(\epsilon_p - \epsilon_q + \epsilon_r - \epsilon_s + h)^2 K_{pq,rs}^\uparrow \\
&+ \frac{1}{4} (\epsilon_p - \epsilon_q - \epsilon_r + \epsilon_s + h) J_{pq}^\perp J_{rs}^\uparrow + \mathcal{O}(J^3) \tag{B10}
\end{aligned}$$

for the spin up plus spin flip scattering and

$$\begin{aligned}
\frac{dK_{pq,rs}^\downarrow}{dB} &= -(\epsilon_p - \epsilon_q + \epsilon_r - \epsilon_s + h)^2 K_{pq,rs}^\downarrow \\
&- \frac{1}{4} (\epsilon_p - \epsilon_q - \epsilon_r + \epsilon_s + h) J_{pq}^\perp J_{rs}^\downarrow + \mathcal{O}(J^3) \tag{B11}
\end{aligned}$$

for spin down plus spin flip. For double spin flip we find

$$\begin{aligned}
\frac{dK_{pq,rs}^\perp}{dB} &= -(\epsilon_p - \epsilon_q + \epsilon_r - \epsilon_s)^2 K_{pq,rs}^\perp \\
&- \frac{1}{2} (\epsilon_p - \epsilon_q - \epsilon_r + \epsilon_s + 2h) J_{pq}^\perp J_{sr}^\perp + \mathcal{O}(J^3). \tag{B12}
\end{aligned}$$

APPENDIX C: TRANSFORMATION OF S^{xy}

For completeness we show the transformation of the spin operators perpendicular to the magnetic field and give the

result for the corresponding spin-spin correlation function and the response function. The flow can be described using one set of running couplings for both x and y -direction since the choice of the basis in the xy plane is arbitrary. Also the correlation and the response function are given by single functions for both directions.

We use the following ansatz for x direction

$$\begin{aligned} S^x(B) = & h^{xy}(B)S^x + i \sum_{p,q} \mu_{pq}^\uparrow(B) : f_{p\uparrow}^\dagger f_{q\uparrow} : S^y \\ & + i \sum_{p,q} \mu_{pq}^\downarrow(B) : f_{p\downarrow}^\dagger f_{q\downarrow} : S^y + \sum_{p,q} \mu_{pq}^z(B) \\ & \times (: f_{p\uparrow}^\dagger f_{q\downarrow} : + : f_{q\downarrow}^\dagger f_{p\uparrow} :) S^z \end{aligned} \quad (C1)$$

and y direction

$$\begin{aligned} S^y(B) = & h^{xy}(B)S^y - i \sum_{p,q} \mu_{pq}^\uparrow(B) : f_{p\uparrow}^\dagger f_{q\uparrow} : S^x \\ & - i \sum_{p,q} \mu_{pq}^\downarrow(B) : f_{p\downarrow}^\dagger f_{q\downarrow} : S^x - i \sum_{p,q} \mu_{pq}^z(B) \\ & \times (: f_{p\uparrow}^\dagger f_{q\downarrow} : - : f_{q\downarrow}^\dagger f_{p\uparrow} :) S^z. \end{aligned} \quad (C2)$$

The flow equation for the decay of the spin operator is given by

$$\begin{aligned} \frac{dh^{xy}}{dB} = & \frac{1}{4} \sum_{p,q} [n_f(p) + n_f(q) - 2n_f(p)n_f(q)](\epsilon_p - \epsilon_q) \\ & \times (J_{pq}^\uparrow \mu_{qp}^\uparrow - J_{pq}^\downarrow \mu_{qp}^\downarrow) + \frac{1}{2} \sum_{p,q} [n_f(p) + n_f(q) \\ & - 2n_f(p)n_f(q)](\epsilon_p - \epsilon_q + h) J_{pq}^\perp \mu_{pq}^z. \end{aligned} \quad (C3)$$

The flow of the newly generated operators is given by

$$\begin{aligned} \frac{d\mu_{pq}^\uparrow}{dB} = & \frac{h^{xy}}{2}(\epsilon_p - \epsilon_q) J_{pq}^\uparrow - \frac{1}{4} \sum_r [1 - 2n_f(r)](\epsilon_p - \epsilon_r + h) J_{pr}^\perp \mu_{qr}^z \\ & + \frac{1}{4} \sum_r [1 - 2n_f(r)](\epsilon_q - \epsilon_r + h) J_{qr}^\perp \mu_{pr}^z \end{aligned} \quad (C4)$$

for the spin up component and

$$\begin{aligned} \frac{d\mu_{pq}^\downarrow}{dB} = & -\frac{h^{xy}}{2}(\epsilon_p - \epsilon_q) J_{pq}^\downarrow - \frac{1}{4} \sum_r [1 - 2n_f(r)] \\ & \times (\epsilon_r - \epsilon_q + h) J_{rq}^\perp \mu_{rp}^z + \frac{1}{4} \sum_r [1 - 2n_f(r)] \\ & \times (\epsilon_r - \epsilon_p + h) J_{rp}^\perp \mu_{rq}^z \end{aligned} \quad (C5)$$

for spin down. For the spin-flip component we find

$$\begin{aligned} \frac{d\mu_{pq}^z}{dB} = & -\frac{h^{xy}}{2}(\epsilon_p - \epsilon_q + h) J_{pq}^\perp - \frac{1}{4} \sum_r [1 - 2n_f(r)] \\ & \times (\epsilon_r - \epsilon_q + h) J_{rq}^\perp \mu_{pr}^\uparrow - \frac{1}{4} \sum_r [1 - 2n_f(r)] \\ & \times (\epsilon_p - \epsilon_r + h) J_{pr}^\perp \mu_{rq}^\downarrow. \end{aligned} \quad (C6)$$

The correlation function is given by the lengthy formula

$$\begin{aligned} C^{xy}(\omega) = & \frac{\pi[1 + \text{sgn}(\tilde{h})]}{8} \sum_p [(\tilde{\mu}_{\epsilon_p, \epsilon_p + \omega - \tilde{h}}^\uparrow)^2 + (\tilde{\mu}_{\epsilon_p, \epsilon_p + \omega - \tilde{h}}^\downarrow)^2] n_f(\epsilon_p) [1 - n_f(\epsilon_p + \omega - \tilde{h})] + \frac{\pi[1 + \text{sgn}(\tilde{h})]}{8} \sum_p [(\tilde{\mu}_{\epsilon_p, \epsilon_p - \omega - \tilde{h}}^\uparrow)^2 \\ & + (\tilde{\mu}_{\epsilon_p, \epsilon_p - \omega - \tilde{h}}^\downarrow)^2] n_f(\epsilon_p) [1 - n_f(\epsilon_p - \omega - \tilde{h})] + \frac{\pi[1 - \text{sgn}(\tilde{h})]}{8} \sum_p [(\tilde{\mu}_{\epsilon_p, \epsilon_p + \omega + \tilde{h}}^\uparrow)^2 + (\tilde{\mu}_{\epsilon_p, \epsilon_p + \omega + \tilde{h}}^\downarrow)^2] n_f(\epsilon_p) [1 - n_f(\epsilon_p + \omega + \tilde{h})] \\ & + \frac{\pi[1 - \text{sgn}(\tilde{h})]}{8} \sum_p [(\tilde{\mu}_{\epsilon_p, \epsilon_p - \omega + \tilde{h}}^\uparrow)^2 + (\tilde{\mu}_{\epsilon_p, \epsilon_p - \omega + \tilde{h}}^\downarrow)^2] n_f(\epsilon_p) [1 - n_f(\epsilon_p - \omega + \tilde{h})] + \frac{\pi}{4} \sum_p (\tilde{\mu}_{\epsilon_p, \epsilon_p + \omega}^z)^2 \{n_f(\epsilon_p) [1 - n_f(\epsilon_p + \omega)] \\ & + n_f(\epsilon_p + \omega) [1 - n_f(\epsilon_p)]\} + \frac{\pi}{4} \sum_p (\tilde{\mu}_{\epsilon_p, \epsilon_p - \omega}^z)^2 \{n_f(\epsilon_p) [1 - n_f(\epsilon_p - \omega)] + n_f(\epsilon_p - \omega) [1 - n_f(\epsilon_p)]\}. \end{aligned} \quad (C7)$$

For the imaginary part of the response function we find

$$\begin{aligned} \chi_{xy}''(\omega) = & \frac{\pi(1 + \text{sgn}(\tilde{h}))}{8} \sum_p ((\tilde{\mu}_{\epsilon_p, \epsilon_p + \omega - \tilde{h}}^\uparrow)^2 + (\tilde{\mu}_{\epsilon_p, \epsilon_p + \omega - \tilde{h}}^\downarrow)^2) n_f(\epsilon_p) (1 - n_f(\epsilon_p + \omega - \tilde{h})) - \frac{\pi(1 + \text{sgn}(\tilde{h}))}{8} \sum_p ((\tilde{\mu}_{\epsilon_p, \epsilon_p - \omega - \tilde{h}}^\uparrow)^2 \\ & + (\tilde{\mu}_{\epsilon_p, \epsilon_p - \omega - \tilde{h}}^\downarrow)^2) n_f(\epsilon_p) (1 - n_f(\epsilon_p - \omega - \tilde{h})) + \frac{\pi(1 - \text{sgn}(\tilde{h}))}{8} \sum_p ((\tilde{\mu}_{\epsilon_p, \epsilon_p + \omega + \tilde{h}}^\uparrow)^2 + (\tilde{\mu}_{\epsilon_p, \epsilon_p + \omega + \tilde{h}}^\downarrow)^2) n_f(\epsilon_p) (1 - n_f(\epsilon_p + \omega + \tilde{h})) \\ & - \frac{\pi(1 - \text{sgn}(\tilde{h}))}{8} \sum_p ((\tilde{\mu}_{\epsilon_p, \epsilon_p - \omega + \tilde{h}}^\uparrow)^2 + (\tilde{\mu}_{\epsilon_p, \epsilon_p - \omega + \tilde{h}}^\downarrow)^2) n_f(\epsilon_p) (1 - n_f(\epsilon_p - \omega + \tilde{h})) + \frac{\pi}{4} \sum_p (\tilde{\mu}_{\epsilon_p, \epsilon_p + \omega}^z)^2 (n_f(\epsilon_p) (1 - n_f(\epsilon_p + \omega)) \\ & + n_f(\epsilon_p + \omega) (1 - n_f(\epsilon_p))) + \frac{\pi}{4} \sum_p (\tilde{\mu}_{\epsilon_p, \epsilon_p - \omega}^z)^2 (n_f(\epsilon_p) (1 - n_f(\epsilon_p - \omega)) \\ & + n_f(\epsilon_p - \omega) (1 - n_f(\epsilon_p))). \end{aligned}$$

$$-n_f(\epsilon_p + \omega)(1 - n_f(\epsilon_p)) - \frac{\pi}{4} \sum_p (\tilde{\mu}_{\epsilon_p, \epsilon_p - \omega}^z)^2 (n_f(\epsilon_p)(1 - n_f(\epsilon_p - \omega)) - n_f(\epsilon_p - \omega)(1 - n_f(\epsilon_p))). \quad (\text{C8})$$

Note that the equations above are identical to the transformation of the S^z operator at zero magnetic field.

*peter.fritsch@physik.lmu.de

- ¹A. C. Hewson, *The Kondo Problem to Heavy Fermions* (Cambridge University Press, Cambridge, England, 1997).
- ²K. G. Wilson, *Rev. Mod. Phys.* **47**, 773 (1975).
- ³N. Andrei, K. Furuya, and J. H. Lowenstein, *Rev. Mod. Phys.* **55**, 331 (1983).
- ⁴A. M. Tsvelick and P. B. Wiegmann, *Adv. Phys.* **32**, 453 (1983).
- ⁵T. A. Costi, *Phys. Rev. Lett.* **85**, 1504 (2000).
- ⁶R. Bulla, T. A. Costi, and T. Pruschke, *Rev. Mod. Phys.* **80**, 395 (2008).
- ⁷A. Rosch, T. A. Costi, J. Paaske, and P. Wölfle, *Phys. Rev. B* **68**, 014430 (2003).
- ⁸D. E. Logan and N. L. Dickens, *Europhys. Lett.* **54**, 227 (2001).
- ⁹N. L. Dickens and D. E. Logan, *J. Phys.: Condens. Matter* **13**, 4505 (2001).
- ¹⁰T. A. Costi and C. Kieffer, *Phys. Rev. Lett.* **76**, 1683 (1996).
- ¹¹M. Sasseti and U. Weiss, *Phys. Rev. A* **41**, 5383 (1990).
- ¹²W. Hofstetter and S. Kehrein, *Phys. Rev. B* **63**, 140402(R) (2001).
- ¹³J. E. Moore and X.-G. Wen, *Phys. Rev. Lett.* **85**, 1722 (2000).
- ¹⁴D. Goldhaber-Gordon, H. Shtrikman, D. Mahalu, D. Abusch-Magder, U. Meirav, and M. A. Kastner, *Nature (London)* **391**, 156 (1998).
- ¹⁵S. M. Cronenwett, T. H. Oosterkamp, and L. P. Kouwenhoven, *Science* **281**, 540 (1998).
- ¹⁶J. Schmid, J. Weis, K. Eberl, and K. v. Klitzing, *Physica B* **256-258**, 182 (1998).
- ¹⁷L. Glazman and M. Raikh, *JETP Lett.* **47**, 452 (1988).
- ¹⁸T. K. Ng and P. A. Lee, *Phys. Rev. Lett.* **61**, 1768 (1988).
- ¹⁹W. G. van der Wiel, S. D. Franceschi, T. Fujisawa, J. M. Elzerman, S. Tarucha, and L. P. Kouwenhoven, *Science* **289**, 2105 (2000).
- ²⁰F. Wegner, *Ann. Physik (Leipzig)* **506**, 77 (1994).
- ²¹S. Kehrein, *The Flow Equation Approach to Many Particle Systems* (Springer, Berlin, 2006).
- ²²A. Kaminski, Y. V. Nazarov, and L. I. Glazman, *Phys. Rev. Lett.* **83**, 384 (1999).
- ²³A. Kaminski, Y. V. Nazarov, and L. I. Glazman, *Phys. Rev. B* **62**, 8154 (2000).
- ²⁴P. Coleman, C. Hooley, and O. Parcollet, *Phys. Rev. Lett.* **86**, 4088 (2001).
- ²⁵A. Rosch, J. Paaske, J. Kroha, and P. Wölfle, *J. Phys. Soc. Jpn.* **74**, 118 (2005).
- ²⁶A. Rosch, J. Paaske, J. Kroha, and P. Wölfle, *Phys. Rev. Lett.* **90**, 076804 (2003).
- ²⁷J. Paaske, A. Rosch, J. Kroha, and P. Wölfle, *Phys. Rev. B* **70**, 155301 (2004).
- ²⁸J. Paaske, A. Rosch, and P. Wölfle, *Phys. Rev. B* **69**, 155330 (2004).
- ²⁹A. Rosch, J. Kroha, and P. Wölfle, *Phys. Rev. Lett.* **87**, 156802 (2001).
- ³⁰L. Borda, K. Vladar, and A. Zawadowski, *Phys. Rev. B* **75**, 125107 (2007).
- ³¹S. Kehrein, *Phys. Rev. Lett.* **95**, 056602 (2005).
- ³²P. Fritsch and S. Kehrein, *Ann. Phys.* **324**, 1105 (2009).
- ³³H. Schoeller, *Lect. Notes Phys.* **544**, 137 (2000).
- ³⁴S. G. Jakobs, V. Meden, and H. Schoeller, *Phys. Rev. Lett.* **99**, 150603 (2007).
- ³⁵T. Korb, F. Reininghaus, H. Schoeller, and J. König, *Phys. Rev. B* **76**, 165316 (2007).
- ³⁶H. Schoeller, *Eur. Phys. J. Spec. Top.* **168**, 179 (2009).
- ³⁷A. Mitra and A. J. Millis, *Phys. Rev. B* **76**, 085342 (2007).
- ³⁸D. Segal, D. R. Reichman, and A. J. Millis, *Phys. Rev. B* **76**, 195316 (2007).
- ³⁹F. B. Anders, *Phys. Rev. Lett.* **101**, 066804 (2008).
- ⁴⁰E. Boulat, H. Saleur, and P. Schmitteckert, *Phys. Rev. Lett.* **101**, 140601 (2008).
- ⁴¹F. Heidrich-Meisner, A. E. Feiguin, and E. Dagotto, *Phys. Rev. B* **79**, 235336 (2009).
- ⁴²A. Feiguin, P. Fendley, M. P. A. Fisher, and C. Nayak, *Phys. Rev. Lett.* **101**, 236801 (2008).
- ⁴³R. M. Konik, H. Saleur, and A. W. W. Ludwig, *Phys. Rev. Lett.* **87**, 236801 (2001).
- ⁴⁴R. M. Konik, H. Saleur, and A. Ludwig, *Phys. Rev. B* **66**, 125304 (2002).
- ⁴⁵P. Mehta and N. Andrei, *Phys. Rev. Lett.* **96**, 216802 (2006).
- ⁴⁶P. Mehta, S. po Chao, and N. Andrei, *arXiv:cond-mat/0703426*.
- ⁴⁷B. Doyon, *Phys. Rev. Lett.* **99**, 076806 (2007).
- ⁴⁸M. Schiró and M. Fabrizio, *Phys. Rev. B* **79**, 153302 (2009).
- ⁴⁹P. Werner, T. Oka, and A. J. Millis, *Phys. Rev. B* **79**, 035320 (2009).
- ⁵⁰Z. Ratiani and A. Mitra, *Phys. Rev. B* **79**, 245111 (2009).
- ⁵¹H. Schoeller and F. Reininghaus, *Phys. Rev. B* **80**, 045117 (2009); **80**, 209901(E) (2009).
- ⁵²D. Schuricht and H. Schoeller, *Phys. Rev. B* **80**, 075120 (2009).
- ⁵³O. Parcollet and C. Hooley, *Phys. Rev. B* **66**, 085315 (2002).
- ⁵⁴W. Mao, P. Coleman, C. Hooley, and D. Langreth, *Phys. Rev. Lett.* **91**, 207203 (2003).
- ⁵⁵S. Kehrein and A. Mielke, *Ann. Physik (Leipzig)* **509**, 90 (1997).
- ⁵⁶S. Kleff, S. Kehrein, and J. von Delft, *Phys. Rev. B* **70**, 014516 (2004).
- ⁵⁷I. Grote, E. Körding, and F. Wegner, *J. Low Temp. Phys.* **126**, 1385 (2002).
- ⁵⁸V. Hankevych, I. Grote, and F. Wegner, *Phys. Rev. B* **66**, 094516 (2002).
- ⁵⁹C. Knetter, K. P. Schmidt, M. Grüninger, and G. S. Uhrig, *Phys. Rev. Lett.* **87**, 167204 (2001).
- ⁶⁰C. Knetter, K. Schmidt, and G. Uhrig, *Eur. Phys. J. B* **36**, 525 (2003).

- ⁶¹S. Kehrein, Phys. Rev. Lett. **83**, 4914 (1999).
- ⁶²S. Kehrein, Nucl. Phys. B **592**, 512 (2001).
- ⁶³M. Garst, S. Kehrein, T. Pruschke, A. Rosch, and M. Vojta, Phys. Rev. B **69**, 214413 (2004).
- ⁶⁴A. Hackl and S. Kehrein, Phys. Rev. B **78**, 092303 (2008).
- ⁶⁵A. Hackl and S. Kehrein, J. Phys.: Condens. Matter **21**, 015601 (2009).
- ⁶⁶M. Moeckel and S. Kehrein, Phys. Rev. Lett. **100**, 175702 (2008).
- ⁶⁷D. Lobaskin and S. Kehrein, Phys. Rev. B **71**, 193303 (2005).
- ⁶⁸It is sufficient to normal order with respect to the non-interacting ground state/thermal state since the corrections enter in $\mathcal{O}(J^4)$ and we will derive the flow equations only in $\mathcal{O}(J^3)$.
- ⁶⁹P. W. Anderson, J. Phys. C **3**, 2436 (1970).
- ⁷⁰J. Sólyom and A. Zawadoski, J. Phys. F: Metal Phys. **4**, 80 (1974).
- ⁷¹W. Götze and P. Wölfle, J. Low Temp. Phys. **5**, 575 (1971).
- ⁷²J. Koringa, Physica **16**, 601 (1950).
- ⁷³H. B. Callen and T. A. Welton, Phys. Rev. **83**, 34 (1951).
- ⁷⁴D. C. Langreth, Phys. Rev. **150**, 516 (1966).
- ⁷⁵P. Nozières, J. Low Temp. Phys. **17**, 31 (1974).
- ⁷⁶N. Andrei, Phys. Lett. A **87**, 299 (1982).
- ⁷⁷V. M. Filyov, A. M. Tzvelik, and P. B. Wiegmann, Phys. Lett. A **81**, 175 (1981).
- ⁷⁸V. T. Rajan, J. H. Lowenstein, and N. Andrei, Phys. Rev. Lett. **49**, 497 (1982).
- ⁷⁹N. Andrei and J. H. Lowenstein, Phys. Rev. Lett. **46**, 356 (1981).
- ⁸⁰M. Sasseti and U. Weiss, Phys. Rev. Lett. **65**, 2262 (1990).